

MICHIGAN DEPARTMENT OF STATE  
Bureau Of Elections  
P.O. Box 20126  
Lansing, Michigan 48901  
Phone: (517) 373-2540

County: **ST. CLAIR**

County Code: (74)

## OFFICIAL COUNTY VOTE TOTALS

(Summary of County Canvasser's Statement)

**Primary Election**

Tuesday, August 7, 2018

**Return To:** MICHIGAN DEPARTMENT OF  
STATE  
Bureau Of Elections  
P.O. Box 20126  
Lansing, Michigan 48901  
Phone: (517) 373-2540

### I M P O R T A N T   N O T E S

- Check for candidate name omissions on this form by comparing it against the candidate names printed on the county's ballots. If an omission is found, contact the Department of State's Bureau of Elections in Lansing.
- Double check all entries for errors. There can be no discrepancies in the totals recorded on this form, the totals entered on the Official County Canvassers' Statement and the precinct results certified for your county. Complete accuracy is of extreme importance as the totals entered on this form represent the official record of the election.
- Submit a copy of the supporting precinct-by-precinct results certified for your county.
- Affix all required signatures and county seal on the last page.
- Mail the original copy of this form, along with the precinct-by-precinct results, to the Department of State's Bureau of Elections as soon as it is completed.

---

### POLL BOOK TOTAL/VOTER TURNOUT

The TOTAL NUMBER OF PEOPLE voting at this election as shown by the POLL BOOK (VOTER TURNOUT)  
was **THIRTY FIVE THOUSAND TWO HUNDRED SEVENTY SEVEN**

**(35277).**

MICHIGAN DEPARTMENT OF STATE  
Bureau Of Elections  
P.O. Box 20126  
Lansing, Michigan 48901  
Phone: (517) 373-2540

**OFFICIAL COUNTY VOTE TOTALS**  
(Summary of County Canvasser's Statement)  
**Primary Election**  
Tuesday, August 7, 2018

County: **ST. CLAIR (74) (Office Code: 02000000):**

**Governor 4 Year Term (1) Position**

			Number of Votes
REP	Calley, Brian	received <b>FOUR THOUSAND ONE HUNDRED SEVENTY FOUR</b>	votes. <b>4174</b>
REP	Colbeck, Patrick	received <b>TWO THOUSAND ONE HUNDRED FORTY THREE</b>	votes. <b>2143</b>
REP	Hines, Jim	received <b>TWO THOUSAND FOUR HUNDRED EIGHTY NINE</b>	votes. <b>2489</b>
REP	Schuette, Bill	received <b>ELEVEN THOUSAND EIGHTY NINE</b>	votes. <b>11089</b>
REP	Write-In Space, Evan	received <b>ONE</b>	votes. <b>1</b>
DEM	El-Sayed, Abdul	received <b>THREE THOUSAND FOUR HUNDRED SEVENTY THREE</b>	votes. <b>3473</b>
DEM	Thanedar, Shri	received <b>TWO THOUSAND TWO HUNDRED THREE</b>	votes. <b>2203</b>
DEM	Whitmer, Gretchen	received <b>EIGHT THOUSAND ONE HUNDRED SEVENTY NINE</b>	votes. <b>8179</b>
DEM	Write-In Cobbs, William	received <b>ZERO</b>	votes. <b>0</b>
LIB	Gelineau, Bill	received <b>SEVENTY FOUR</b>	votes. <b>74</b>
LIB	Tatar, John J.	received <b>FIFTY NINE</b>	votes. <b>59</b>

**The total number of votes cast for (Office Code: 02000000):**

**Governor 4 Year Term (1) Position**

was **THIRTY THREE THOUSAND EIGHT HUNDRED EIGHTY FOUR** votes. **33884**

(Enter the sum of the votes cast for ONLY the candidates listed above. DO NOT include write-in votes cast for individuals who did not submit a Declaration of Intent form.)

MICHIGAN DEPARTMENT OF STATE  
Bureau Of Elections  
P.O. Box 20126  
Lansing, Michigan 48901  
Phone: (517) 373-2540

**OFFICIAL COUNTY VOTE TOTALS**  
(Summary of County Canvasser's Statement)  
**Primary Election**  
Tuesday, August 7, 2018

County: **ST. CLAIR (74) (Office Code: 05000000):**

**United States Senator 6 Year Term (1) Position**

			Number of Votes
REP	James, John	received <b>TEN THOUSAND EIGHT HUNDRED SEVENTY SEVEN</b>	votes. <b>10877</b>
REP	Pensler, Sandy	received <b>EIGHT THOUSAND THREE HUNDRED FIVE</b>	votes. <b>8305</b>
REP	Write-In White, William F.	received <b>ZERO</b>	votes. <b>0</b>
DEM	Stabenow, Debbie	received <b>TWELVE THOUSAND SEVEN HUNDRED THIRTEEN</b>	votes. <b>12713</b>
LIB	Write-In Yow, Tim	received <b>ZERO</b>	votes. <b>0</b>

**The total number of votes cast for (Office Code: 05000000):**

**United States Senator 6 Year Term (1) Position**

was **THIRTY ONE THOUSAND EIGHT HUNDRED NINETY FIVE** votes. **31895**

(Enter the sum of the votes cast for ONLY the candidates listed above. DO NOT include write-in votes cast for individuals who did not submit a Declaration of Intent form.)

MICHIGAN DEPARTMENT OF STATE  
Bureau Of Elections  
P.O. Box 20126  
Lansing, Michigan 48901  
Phone: (517) 373-2540

**OFFICIAL COUNTY VOTE TOTALS**  
(Summary of County Canvasser's Statement)  
**Primary Election**  
Tuesday, August 7, 2018

County: **ST. CLAIR (74) (Office Code: 06010000):**

**10th District Representative in Congress 2 Year Term (1) Position**

			Number of Votes
REP	Mitchell, Paul	received SEVENTEEN THOUSAND TWO HUNDRED FORTY NINE	votes. 17249
DEM	Accavitti, Jr., Frank	received FOUR THOUSAND TWENTY TWO	votes. 4022
DEM	Bizon, Kimberly	received FOUR THOUSAND THREE HUNDRED EIGHTY FOUR	votes. 4384
DEM	McCarthy, Michael	received FOUR THOUSAND FIVE HUNDRED THIRTY FOUR	votes. 4534

**The total number of votes cast for (Office Code: 06010000):**

**10th District Representative in Congress 2 Year Term (1) Position**

was THIRTY THOUSAND ONE HUNDRED EIGHTY NINE votes. 30189

(Enter the sum of the votes cast for ONLY the candidates listed above. DO NOT include write-in votes cast for individuals who did not submit a Declaration of Intent form.)

MICHIGAN DEPARTMENT OF STATE  
Bureau Of Elections  
P.O. Box 20126  
Lansing, Michigan 48901  
Phone: (517) 373-2540

## OFFICIAL COUNTY VOTE TOTALS

(Summary of County Canvasser's Statement)

**Primary Election**

Tuesday, August 7, 2018

County: **ST. CLAIR (74) (Office Code: 07025000):**

### 25th District State Senator 4 Year Term (1) Position

				Number of Votes
REP	Lauwers, Dan	received	SEVENTEEN THOUSAND ONE HUNDRED SEVENTY ONE	votes. 17171
DEM	Bourgois, Debbie	received	ELEVEN THOUSAND SEVEN HUNDRED FIFTY NINE	votes. 11759

**The total number of votes cast for (Office Code: 07025000):**

### 25th District State Senator 4 Year Term (1) Position

was TWENTY EIGHT THOUSAND NINE HUNDRED THIRTY votes. 28930

(Enter the sum of the votes cast for ONLY the candidates listed above. DO NOT include write-in votes cast for individuals who did not submit a Declaration of Intent form.)

MICHIGAN DEPARTMENT OF STATE  
Bureau Of Elections  
P.O. Box 20126  
Lansing, Michigan 48901  
Phone: (517) 373-2540

## OFFICIAL COUNTY VOTE TOTALS

(Summary of County Canvasser's Statement)

**Primary Election**

Tuesday, August 7, 2018

County: **ST. CLAIR (74) (Office Code: 08032000):**

### 32nd District Representative in State Legislature 2 Year Term (1) Position

			Number of Votes
REP	Hornberger, Pamela	received <b>THREE THOUSAND THREE HUNDRED SIXTY TWO</b>	votes. <b>3362</b>
DEM	Manley, Paul	received <b>ONE THOUSAND EIGHT HUNDRED FORTY ONE</b>	votes. <b>1841</b>

**The total number of votes cast for (Office Code: 08032000):**

### 32nd District Representative in State Legislature 2 Year Term (1) Position

was **FIVE THOUSAND TWO HUNDRED THREE** votes. **5203**

(Enter the sum of the votes cast for ONLY the candidates listed above. DO NOT include write-in votes cast for individuals who did not submit a Declaration of Intent form.)

MICHIGAN DEPARTMENT OF STATE  
Bureau Of Elections  
P.O. Box 20126  
Lansing, Michigan 48901  
Phone: (517) 373-2540

**OFFICIAL COUNTY VOTE TOTALS**  
(Summary of County Canvasser's Statement)  
**Primary Election**  
Tuesday, August 7, 2018

County: **ST. CLAIR (74) (Office Code: 08081000):**

**81st District Representative in State Legislature 2 Year Term (1) Position Files In ST. CLAIR County**

			Number of Votes
REP	Eisen, Gary R.	received <b>TWO THOUSAND SIX HUNDRED FIFTY NINE</b>	votes. <b>2659</b>
REP	Mahaney, John W.	received <b>THREE HUNDRED THIRTY FIVE</b>	votes. <b>335</b>
REP	Nicholl, Kenneth	received <b>TWO THOUSAND SIX HUNDRED THIRTY SEVEN</b>	votes. <b>2637</b>
REP	Pratt, Michael J.	received <b>EIGHT HUNDRED FIFTY THREE</b>	votes. <b>853</b>
REP	Stocker, Eric	received <b>TWO THOUSAND FOUR HUNDRED NINETY NINE</b>	votes. <b>2499</b>
REP	Tollis, Dan	received <b>TWO HUNDRED ONE</b>	votes. <b>201</b>
REP	Turke, Dan	received <b>NINE HUNDRED NINETY NINE</b>	votes. <b>999</b>
REP	Williams, Joel	received <b>SEVEN HUNDRED FORTY FIVE</b>	votes. <b>745</b>
DEM	Rivard, Joshua	received <b>FIVE THOUSAND NINE HUNDRED NINETY ONE</b>	votes. <b>5991</b>

**The total number of votes cast for (Office Code: 08081000):**

**81st District Representative in State Legislature 2 Year Term (1) Position Files In ST. CLAIR County**

was **SIXTEEN THOUSAND NINE HUNDRED NINETEEN** votes. **16919**

(Enter the sum of the votes cast for ONLY the candidates listed above. DO NOT include write-in votes cast for individuals who did not submit a Declaration of Intent form.)

MICHIGAN DEPARTMENT OF STATE  
Bureau Of Elections  
P.O. Box 20126  
Lansing, Michigan 48901  
Phone: (517) 373-2540

**OFFICIAL COUNTY VOTE TOTALS**  
(Summary of County Canvasser's Statement)  
**Primary Election**  
Tuesday, August 7, 2018

County: **ST. CLAIR (74) (Office Code: 08083000):**

**83rd District Representative in State Legislature 2 Year Term (1) Position**

			Number of Votes
REP	Hernandez, Shane	received <b>THREE THOUSAND FIVE HUNDRED TWENTY NINE</b>	votes. <b>3529</b>
DEM	Brown, Stefanie	received <b>THREE THOUSAND SEVEN HUNDRED EIGHTY TWO</b>	votes. <b>3782</b>

**The total number of votes cast for (Office Code: 08083000):**

**83rd District Representative in State Legislature 2 Year Term (1) Position**

was **SEVEN THOUSAND THREE HUNDRED ELEVEN** votes. **7311**

(Enter the sum of the votes cast for ONLY the candidates listed above. DO NOT include write-in votes cast for individuals who did not submit a Declaration of Intent form.)



MICHIGAN DEPARTMENT OF STATE  
Bureau Of Elections  
P.O. Box 20126  
Lansing, Michigan 48901  
Phone: (517) 373-2540

## OFFICIAL COUNTY VOTE TOTALS

(Summary of County Canvasser's Statement)

**Primary Election**

Tuesday, August 7, 2018

**State of Michigan County of ST. CLAIR.**

We Hereby Certify, That the foregoing is a correct transcript of the Statement of the Board of County Canvassers, of the County of ST. CLAIR, of the votes given in such County for the indicated candidates at the Primary Election held on Tuesday, August 7, 2018, as appears from the original statement on file in the office of the County Clerk.

In Witness Whereof, we have hereunto set our hands and caused to be affixed the Seal of the Circuit Court for the County of ST. CLAIR.

Yvonne J. Williams Wendy Keldy Board of County  
Rachel Deckers Kurt P. ... Canvassers'  
Signatures

Attest:

(Seal)

[Signature]  
Clerk of the Board of County  
Canvassers

8-16-18  
Date Certified

Jurisdictions	Poll Book Totals	Governor (REP)				US Senator (REP)				US Rep 10 District (REP)		State Senator 25 District (REP)			
		Brian Calley	Patrick Colbeck	Jim Hines	Bill Schuette	Even Space	Totals	John James	Sandy Pensler	William F. White	Totals	Paul Mitchell	Totals	Dan Lauwers	Totals
Algonac City Precinct 1	460	64	30	33	141	0	268	146	112	0	258	226	226	224	224
Algonac City Precinct 2	499	58	42	24	168	0	292	154	126	0	280	268	268	267	267
Berlin Twp Precinct 1	683	124	35	43	294	0	496	291	192	0	483	441	441	447	447
Brockway Twp Precinct 1	452	54	48	42	196	0	340	186	150	0	336	319	319	344	344
Burtchville Twp Precinct 1	348	57	13	21	92	0	183	107	68	0	175	163	163	160	160
Burtchville Twp Precinct 2	359	45	27	10	102	0	184	102	77	0	179	161	161	156	156
Burtchville Twp Precinct 3	314	29	19	26	92	0	166	106	57	0	163	147	147	142	142
Casco Twp Precinct 1	373	62	25	29	137	0	253	137	106	0	243	213	213	200	200
Casco Twp Precinct 2	465	67	39	29	185	0	320	173	141	0	314	277	277	273	273
China Twp Precinct 1	551	67	26	53	182	0	328	179	131	0	310	277	277	279	279
China Twp Precinct 2	386	61	22	26	129	0	238	107	126	0	233	196	196	195	195
Clay Twp Precinct 1	782	120	38	48	285	0	491	194	264	0	458	415	415	413	413
Clay Twp Precinct 2	417	33	35	25	184	1	278	163	106	0	269	238	238	239	239
Clay Twp Precinct 3	418	57	24	26	168	0	275	174	92	0	266	233	233	234	234
Clay Twp Precinct 4	381	61	11	13	161	0	246	143	95	0	238	199	199	171	171
Clay Twp Precinct 5	476	55	65	31	173	0	324	184	130	0	314	285	285	284	284
Clyde Twp Precinct 1	852	108	52	78	266	0	504	281	205	0	486	438	438	437	437
Clyde Twp Precinct 2	444	46	35	47	132	0	260	146	110	0	256	232	232	226	226
Columbus Twp Precinct 1	543	59	44	47	231	0	381	200	170	0	370	320	320	316	316
Columbus Twp Precinct 3	329	32	19	25	127	0	203	110	91	0	201	182	182	178	178
Cottleville Twp Precinct 1	802	116	63	58	271	0	508	273	218	0	491	430	430	428	428
East China Twp Precinct 1	429	49	31	31	124	0	235	136	94	0	230	202	202	198	198
East China Twp Precinct 2	557	76	19	39	193	0	327	156	158	0	314	292	292	285	285
Emmett Twp Precinct 1	606	83	49	38	210	0	380	199	169	0	368	336	336	349	349
Fort Gratiot Twp Precinct 1	556	79	21	30	128	0	258	137	108	0	245	225	225	226	226
Fort Gratiot Twp Precinct 2	672	92	21	54	208	0	375	191	164	0	355	319	319	319	319
Fort Gratiot Twp Precinct 3	632	95	27	41	170	0	333	159	161	0	320	294	294	295	295
Fort Gratiot Twp Precinct 4	902	120	36	59	235	0	450	251	173	0	424	391	391	389	389
Fort Gratiot Twp Precinct 5	280	27	19	17	73	0	136	60	69	0	129	117	117	111	111
Grant Twp Precinct 1	441	56	35	40	152	0	283	175	105	0	280	248	248	250	250
Greenwood Twp Precinct 1	354	39	25	34	126	0	224	138	80	0	218	201	201	209	209
Ira Twp Precinct 1	341	57	20	28	111	0	216	111	101	0	212	187	187	179	179
Ira Twp Precinct 2	444	63	37	22	189	0	311	169	130	0	299	260	260	256	256
Ira Twp Precinct 3	183	13	10	18	70	0	111	63	45	0	108	100	100	95	95
Kenockee Twp Precinct 1	519	50	55	28	187	0	320	169	135	0	304	278	278	285	285
Kimball Twp Precinct 1	414	28	27	36	127	0	218	123	87	0	210	189	189	182	182
Kimball Twp Precinct 2	447	42	35	39	110	0	226	125	99	0	224	209	209	205	205
Kimball Twp Precinct 3	485	42	39	36	176	0	293	159	129	0	288	261	261	261	261
Kimball Twp Precinct 4	406	44	30	34	122	0	230	125	100	0	225	204	204	198	198
Lynn Twp Precinct 1	264	38	23	26	97	0	184	124	54	0	178	158	158	168	168
Marine City Precinct 1	440	29	31	19	147	0	226	115	103	0	218	186	186	185	185
Marine City Precinct 2	464	43	27	25	149	0	244	139	103	0	242	212	212	205	205
Marysville City Precinct 1	658	77	22	45	205	0	349	193	142	0	335	293	293	297	297
Marysville City Precinct 2	589	79	28	43	154	0	394	174	123	0	297	263	263	274	274
Marysville City Precinct 3	564	76	33	49	178	0	336	184	138	0	322	272	272	274	274
Marysville City Precinct 4	652	77	27	57	174	0	335	184	140	0	324	288	288	295	295
Memphis City Precinct 2	75	6	8	5	27	0	46	26	18	0	44	38	38	38	38
Mussey Twp Precinct 1	744	93	70	47	281	0	491	296	176	0	472	442	442	458	458
Port Huron City Precinct 1-3	505	81	22	36	96	0	235	104	109	0	213	191	191	183	183
Port Huron City Precinct 4-10	482	43	15	22	93	0	173	68	100	0	168	153	153	146	146
Port Huron City Precinct 1	496	45	17	20	119	0	201	107	87	0	194	173	173	164	164
Port Huron City Precinct 2	527	66	22	36	135	0	259	163	92	0	255	220	220	213	213
Port Huron City Precinct 3	518	54	27	45	141	0	267	162	85	0	247	223	223	209	209
Port Huron City Precinct 4	324	26	21	17	70	0	134	82	48	0	130	116	116	111	111
Port Huron City Precinct 5	276	22	12	13	54	0	101	61	37	0	98	87	87	87	87
Port Huron City Precinct 6	356	24	12	23	73	0	132	78	50	0	128	122	122	115	115
Port Huron City Precinct 7	228	6	7	10	44	0	67	39	26	0	65	62	62	62	62
Port Huron City Precinct 8	379	22	14	25	69	0	130	81	45	0	126	113	113	112	112
Port Huron City Precinct 9	407	31	21	24	96	0	172	105	58	0	163	156	156	155	155
Port Huron City Precinct 10	280	15	6	8	40	0	69	45	22	0	67	64	64	62	62
Port Huron Twp Precinct 1	819	120	24	54	202	0	400	172	210	0	382	346	346	357	357
Port Huron Twp Precinct 2	337	37	19	32	113	0	201	116	80	0	196	172	172	167	167
Port Huron Twp Precinct 3	365	30	26	25	111	0	192	91	92	0	183	164	164	162	162
Port Huron Twp Precinct 4	268	23	10	31	85	0	149	96	49	0	145	125	125	119	119
Port Huron Twp Precinct 5	134	13	10	9	34	0	66	38	22	0	60	56	56	54	54
Port Huron Twp Precinct 6	187	9	11	16	50	0	86	47	36	0	83	80	80	77	77
Richmond City Precinct 1	1	0	0	0	1	0	1	1	0	0	1	1	1	1	1
Riley Twp Precinct 1	742	75	58	53	312	0	498	271	208	0	479	435	435	429	429
St. Clair City Precinct 1	470	64	32	44	155	0	295	160	125	0	285	260	260	267	267
St. Clair City Precinct 2	496	43	28	35	141	0	247	116	109	0	225	208	208	209	209
St. Clair City Precinct 3	388	40	9	32	108	0	189	128	57	0	185	174	174	165	165
St. Clair Twp Precinct 1	934	151	53	67	292	0	563	290	253	0	543	478	478	487	487
St. Clair Twp Precinct 2	788	96	63	49	281	0	489	286	190	0	476	419	419	420	420
Wales Twp Precinct 1	676	67	49	46	208	0	370	206	149	0	355	323	323	320	320
Yale City Precinct 1	355	23	38	43	127	0	231	127	95	0	222	203	203	219	219
OTHER COUNTIES:															
Imley Twp (Lapeer) Pct 1	5														
Fremont Twp (Sanilac) Pct 1	3														
Speaker Twp (Sanilac) Pct 1	39														
Grand Totals	35277	4174	2143	2469	11089	1	19896	10877	8305	0	19182	17249	17249	17171	17171

Jurisdictions	State Rep 32nd District (REP)		State Rep 81st District (REP)					State Rep 83rd District (REP)		Totals		
	Pamela Hornberger	Totals	Gary R. Eisen	John W. Mahaney	Kenneth Nicholl	Michael J. Pratt	Eric Stocker	Dan Tollis	Dan Turke		Joel Williams	Shane Hernandez
Algonac City Precinct 1	0	0	42	26	42	24	53	8	17	9	231	0
Algonac City Precinct 2	0	0	45	9	45	26	66	11	38	18	258	0
Berlin Twp Precinct 1	0	0	36	12	98	161	34	4	2	106	453	0
Brockway Twp Precinct 1	0	0	16	6	251	27	37	4	3	8	352	0
Burtchville Twp Precinct 1	0	0										162
Burtchville Twp Precinct 2	0	0										158
Burtchville Twp Precinct 3	0	0										142
Burtchville Twp Precinct 4	0	0										0
Burtchville Twp Precinct 5	0	0										0
Casco Twp Precinct 1	202	202										0
Casco Twp Precinct 2	274	274										0
China Twp Precinct 1	0	0	143	1	32	6	19	2	98	15	316	0
China Twp Precinct 2	0	0	54	3	15	15	21	4	117	3	232	0
Clay Twp Precinct 1	0	0	89	29	100	33	58	29	51	17	406	0
Clay Twp Precinct 2	0	0	30	5	72	15	93	5	28	9	257	0
Clay Twp Precinct 3	0	0	16	5	81	7	83	9	30	17	248	0
Clay Twp Precinct 4	0	0	48	13	25	17	55	10	21	10	199	0
Clay Twp Precinct 5	0	0	35	2	78	20	67	7	55	21	285	0
Clyde Twp Precinct 1	0	0	105	18	99	28	138	2	6	44	440	0
Clyde Twp Precinct 2	0	0	49	14	62	29	52	2	2	16	226	0
Columbus Twp Precinct 1	313	313										0
Columbus Twp Precinct 3	182	182										0
Cottleville Twp Precinct 1	0	0	132	18	54	36	40	24	136	11	451	0
East China Twp Precinct 1	0	0	73	2	26	16	38	6	52	3	216	0
East China Twp Precinct 2	0	0	144	4	33	13	50	3	37	11	295	0
Emmett Twp Precinct 1	0	0	44	8	149	52	53	7	7	44	364	0
Fort Gratiot Twp Precinct 1	0	0										221
Fort Gratiot Twp Precinct 2	0	0										334
Fort Gratiot Twp Precinct 3	0	0										296
Fort Gratiot Twp Precinct 4	0	0										398
Fort Gratiot Twp Precinct 5	0	0										118
Grant Twp Precinct 1	0	0	29	16	61	11	102	5	15	14	253	0
Greenwood Twp Precinct 1	0	0	21	3	153	16	20	4	3	8	228	0
Ira Twp Precinct 1	179	179										0
Ira Twp Precinct 2	257	257										0
Ira Twp Precinct 3	98	98										0
Kenosha Twp Precinct 1	266	266										0
Kimball Twp Precinct 1	181	181										0
Kimball Twp Precinct 2	201	201										0
Kimball Twp Precinct 3	248	248										0
Kimball Twp Precinct 4	198	198										0
Lynn Twp Precinct 1	0	0	11	3	92	25	26	1	0	10	168	0
Marine City Precinct 1	0	0	38	5	39	13	49	4	45	13	206	0
Marine City Precinct 2	0	0	61	7	29	15	48	4	55	7	226	0
Marysville City Precinct 1	0	0	93	3	52	5	140	6	13	12	324	0
Marysville City Precinct 2	0	0	68	8	54	14	118	2	14	10	288	0
Marysville City Precinct 3	0	0	59	6	70	7	175	0	8	4	329	0
Marysville City Precinct 4	0	0	57	2	60	12	204	1	4	5	345	0
Memphis City Precinct 2	36	36										0
Mussey Twp Precinct 1	0	0	28	20	100	49	45	6	6	200	454	0
Port Huron City Precinct 1-3	0	0										196
Port Huron City Precinct 4-10	0	0										149
Port Huron City Precinct 1	0	0										173
Port Huron City Precinct 2	0	0										221
Port Huron City Precinct 3	0	0										227
Port Huron City Precinct 4	0	0										117
Port Huron City Precinct 5	0	0										91
Port Huron City Precinct 6	0	0										119
Port Huron City Precinct 7	0	0										63
Port Huron City Precinct 8	0	0										116
Port Huron City Precinct 9	0	0										164
Port Huron City Precinct 10	0	0										64
Port Huron Twp Precinct 1	0	0	82	27	86	24	104	4	12	16	355	0
Port Huron Twp Precinct 2	0	0	35	1	49	14	61	3	4	6	173	0
Port Huron Twp Precinct 3	0	0	31	4	43	26	56	3	2	5	170	0
Port Huron Twp Precinct 4	0	0	34	4	22	22	28	3	5	5	123	0
Port Huron Twp Precinct 5	0	0	12	2	10	10	15	5	2	0	56	0
Port Huron Twp Precinct 6	0	0	23	5	9	6	25	2	8	5	83	0
Richmond City Precinct 1	1	1										0
Riley Twp Precinct 1	419	419										0
St. Clair City Precinct 1	0	0	125	15	59	8	56	1	12	5	281	0
St. Clair City Precinct 2	0	0	105	3	34	13	41	4	16	12	228	0
St. Clair City Precinct 3	0	0	102	3	8	4	36	1	24	8	186	0
St. Clair Twp Precinct 1	0	0	249	14	102	12	95	4	27	21	524	0
St. Clair Twp Precinct 2	0	0	287	8	60	13	64	0	23	15	470	0
Wales Twp Precinct 1	307	307										0
Yale City Precinct 1	0	0	8	1	183	9	24	1	1	2	229	0
OTHER COUNTIES:												
Imley Twp (Lapeer) Pct 1												
Fremont Twp (Sanilac) Pct 1												
Speaker Twp (Sanilac) Pct 1												
Grand Totals	3362	3362	2659	335	2637	853	2499	201	999	745	10928	3529

Jurisdictions	Co Comm District 1 (REP)		Co Comm District 2 (REP)		Co Comm District 3 (REP)		Co Comm District 4 (REP)		Co Comm District 5 (REP)		Co Comm District 6 (REP)		Co Comm District 7 (REP)	
	Greg McConnell	Totals	Karl S. Tomlinson	Totals	Totals	Harry Dunn	Totals	Jeff Bohm	Totals	David Rushing	Totals	Bill Gratopp	Totals	
Algonac City Precinct 1	0	0	0	0	0	0	0	0	0	0	0	214	214	
Algonac City Precinct 2	0	0	0	0	0	0	0	0	0	0	0	250	250	
Berlin Twp Precinct 1	324	324	0	0	0	0	0	0	0	389	389	0	0	
Brockway Twp Precinct 1	0	0	158	158	0	0	0	0	0	0	0	0	0	
Burtchville Twp Precinct 1	0	0	159	159	0	0	0	0	0	0	0	0	0	
Burtchville Twp Precinct 2	0	0	138	138	0	0	0	0	0	0	0	0	0	
Burtchville Twp Precinct 3	0	0	0	0	0	0	0	0	0	0	0	0	0	
Casco Twp Precinct 1	0	0	0	0	0	0	0	0	0	196	196	0	0	
Casco Twp Precinct 2	0	0	0	0	0	0	0	0	0	266	266	0	0	
China Twp Precinct 1	0	0	0	0	0	0	0	0	0	0	0	262	262	
China Twp Precinct 2	0	0	0	0	0	0	0	0	0	0	0	182	182	
Clay Twp Precinct 1	0	0	0	0	0	0	0	0	0	0	0	410	410	
Clay Twp Precinct 2	0	0	0	0	0	0	0	0	0	0	0	229	229	
Clay Twp Precinct 3	0	0	0	0	0	0	0	0	0	0	0	227	227	
Clay Twp Precinct 4	0	0	0	0	0	0	0	0	0	0	0	192	192	
Clay Twp Precinct 5	0	0	0	0	0	0	0	0	0	0	0	273	273	
Clyde Twp Precinct 1	402	402	0	0	0	0	0	0	0	0	0	0	0	
Clyde Twp Precinct 2	210	210	0	0	0	0	0	0	0	0	0	0	0	
Columbus Twp Precinct 1	0	0	0	0	0	0	0	0	0	0	0	0	0	
Columbus Twp Precinct 3	0	0	0	0	0	0	0	0	0	304	304	0	0	
Cottleville Twp Precinct 1	0	0	0	0	0	0	0	0	0	173	173	0	0	
East China Twp Precinct 1	0	0	0	0	0	0	0	0	0	0	0	0	0	
East China Twp Precinct 2	0	0	0	0	0	0	0	192	192	0	0	0	0	
Emmett Twp Precinct 1	323	323	0	0	0	0	0	277	277	0	0	0	0	
Fort Gratiot Twp Precinct 1	0	0	228	228	0	0	0	0	0	0	0	0	0	
Fort Gratiot Twp Precinct 2	0	0	331	331	0	0	0	0	0	0	0	0	0	
Fort Gratiot Twp Precinct 3	0	0	296	296	0	0	0	0	0	0	0	0	0	
Fort Gratiot Twp Precinct 4	0	0	391	391	0	0	0	0	0	0	0	0	0	
Fort Gratiot Twp Precinct 5	0	0	119	119	0	0	0	0	0	0	0	0	0	
Grant Twp Precinct 1	223	223	0	0	0	0	0	0	0	0	0	0	0	
Greenwood Twp Precinct 1	198	198	0	0	0	0	0	0	0	0	0	0	0	
Ira Twp Precinct 1	0	0	0	0	0	0	0	0	0	177	177	0	0	
Ira Twp Precinct 2	0	0	0	0	0	0	0	0	0	249	249	0	0	
Ira Twp Precinct 3	0	0	0	0	0	0	0	0	0	94	94	0	0	
Xenockee Twp Precinct 1	266	266	0	0	0	0	0	0	0	0	0	0	0	
Kimball Twp Precinct 1	0	0	0	0	0	0	0	0	175	175	0	0	0	
Kimball Twp Precinct 2	0	0	0	0	0	0	0	0	194	194	0	0	0	
Kimball Twp Precinct 3	0	0	0	0	0	0	0	0	240	240	0	0	0	
Kimball Twp Precinct 4	0	0	0	0	0	0	0	0	192	192	0	0	0	
Lynn Twp Precinct 1	152	152	0	0	0	0	0	0	0	0	0	0	0	
Marine City Precinct 1	0	0	0	0	0	0	0	0	0	0	0	0	180	
Marine City Precinct 2	0	0	0	0	0	0	0	0	0	0	0	0	190	
Marysville City Precinct 1	0	0	0	0	284	284	0	0	0	0	0	0	0	
Marysville City Precinct 2	0	0	0	0	254	254	0	0	0	0	0	0	0	
Marysville City Precinct 3	0	0	0	0	258	258	0	0	0	0	0	0	0	
Marysville City Precinct 4	0	0	0	0	284	284	0	0	0	0	0	0	0	
Memphis City Precinct 1	0	0	0	0	0	0	0	0	0	32	32	0	0	
Mussey Twp Precinct 1	434	434	0	0	0	0	0	0	0	0	0	0	0	
Port Huron City Precinct 1-3	0	0	204	204	0	0	0	0	0	0	0	0	0	
Port Huron City Precinct 4-10	0	0	0	0	0	0	0	0	0	0	0	0	0	
Port Huron City Precinct 1	0	0	170	170	0	0	0	0	0	0	0	0	0	
Port Huron City Precinct 2	0	0	222	222	0	0	0	0	0	0	0	0	0	
Port Huron City Precinct 3	0	0	218	218	0	0	0	0	0	0	0	0	0	
Port Huron City Precinct 4	0	0	0	0	0	0	0	0	0	0	0	0	0	
Port Huron City Precinct 5	0	0	0	0	0	0	0	0	0	0	0	0	0	
Port Huron City Precinct 6	0	0	0	0	0	0	0	0	0	0	0	0	0	
Port Huron City Precinct 7	0	0	0	0	0	0	0	0	0	0	0	0	0	
Port Huron City Precinct 8	0	0	0	0	0	0	0	0	0	0	0	0	0	
Port Huron City Precinct 9	0	0	0	0	0	0	0	0	0	0	0	0	0	
Port Huron City Precinct 10	0	0	0	0	0	0	0	0	0	0	0	0	0	
Port Huron Twp Precinct 1	0	0	0	0	337	337	0	0	0	0	0	0	0	
Port Huron Twp Precinct 2	0	0	0	0	159	159	0	0	0	0	0	0	0	
Port Huron Twp Precinct 3	0	0	0	0	153	153	0	0	0	0	0	0	0	
Port Huron Twp Precinct 4	0	0	0	0	110	110	0	0	0	0	0	0	0	
Port Huron Twp Precinct 5	0	0	0	0	53	53	0	0	0	0	0	0	0	
Richmond City Precinct 1	0	0	0	0	78	78	0	0	0	0	0	0	0	
Riley Twp Precinct 1	0	0	0	0	0	0	0	0	0	1	1	0	0	
St. Clair City Precinct 1	0	0	0	0	0	0	0	0	0	418	418	0	0	
St. Clair City Precinct 2	0	0	0	0	0	0	0	259	259	0	0	0	0	
St. Clair City Precinct 3	0	0	0	0	0	0	0	196	196	0	0	0	0	
St. Clair Twp Precinct 1	0	0	0	0	0	0	0	161	161	0	0	0	0	
St. Clair Twp Precinct 2	0	0	0	0	0	0	0	483	483	0	0	0	0	
Wales Twp Precinct 1	0	0	0	0	0	0	0	408	408	0	0	0	0	
Yale City Precinct 1	209	209	0	0	0	0	0	0	0	303	303	0	0	
<b>OTHER COUNTIES:</b>														
Imlay Twp (Lapeer) Pct 1														
Fremont Twp (Sanilac) Pct 1														
Speaker Twp (Sanilac) Pct 1														
<b>Grand Totals</b>	<b>2741</b>	<b>2741</b>	<b>2634</b>	<b>2634</b>	<b>0</b>	<b>1970</b>	<b>1970</b>	<b>2777</b>	<b>2777</b>	<b>2602</b>	<b>2602</b>	<b>3006</b>	<b>3006</b>	<b>3006</b>

Jurisdictions	Clay Twp Treasurer (REP)		East China Twp Park Comm (REP)		Ira Twp Supr (REP)		Ira Twp Trustee (REP)		St. Clair Twp Supr (REP)		St. Clair Twp Trustee (REP)		Wales Twp Supr (REP)		Wales Twp Trustee (REP)	
	Kristi Hiltunen	Totals	James J. Endres Jr.	Totals	James J.	Totals	James Jacob	Marty McGloth	Mike Boulier	Totals	Brenda Bock	Totals	Totals	Larry D. Thomson	Totals	
Algonac City Precinct 1	0	0	0	0	0	0	0	0	0	0	0	0	0	0	0	
Algonac City Precinct 2	0	0	0	0	0	0	0	0	0	0	0	0	0	0	0	
Berlin Twp Precinct 1	0	0	0	0	0	0	0	0	0	0	0	0	0	0	0	
Brockway Twp Precinct 1	0	0	0	0	0	0	0	0	0	0	0	0	0	0	0	
Burtchville Twp Precinct 1	0	0	0	0	0	0	0	0	0	0	0	0	0	0	0	
Burtchville Twp Precinct 2	0	0	0	0	0	0	0	0	0	0	0	0	0	0	0	
Burtchville Twp Precinct 3	0	0	0	0	0	0	0	0	0	0	0	0	0	0	0	
Casco Twp Precinct 1	0	0	0	0	0	0	0	0	0	0	0	0	0	0	0	
Casco Twp Precinct 2	0	0	0	0	0	0	0	0	0	0	0	0	0	0	0	
China Twp Precinct 1	0	0	0	0	0	0	0	0	0	0	0	0	0	0	0	
China Twp Precinct 2	0	0	0	0	0	0	0	0	0	0	0	0	0	0	0	
Clay Twp AVCB	390	390	0	0	0	0	0	0	0	0	0	0	0	0	0	
Clay Twp Precinct 1	231	231	0	0	0	0	0	0	0	0	0	0	0	0	0	
Clay Twp Precinct 3	213	213	0	0	0	0	0	0	0	0	0	0	0	0	0	
Clay Twp Precinct 4	190	190	0	0	0	0	0	0	0	0	0	0	0	0	0	
Clay Twp Precinct 5	263	263	0	0	0	0	0	0	0	0	0	0	0	0	0	
Clyde Twp Precinct 1	0	0	0	0	0	0	0	0	0	0	0	0	0	0	0	
Clyde Twp Precinct 2	0	0	0	0	0	0	0	0	0	0	0	0	0	0	0	
Columbus Twp Precinct 1	0	0	0	0	0	0	0	0	0	0	0	0	0	0	0	
Columbus Twp Precinct 3	0	0	0	0	0	0	0	0	0	0	0	0	0	0	0	
Cottrellville Twp Precinct 1	0	0	0	0	0	0	0	0	0	0	0	0	0	0	0	
East China Twp Precinct 1	0	0	0	0	0	0	0	0	0	0	0	0	0	0	0	
East China Twp Precinct 2	0	0	0	0	0	0	0	0	0	0	0	0	0	0	0	
Emmett Twp Precinct 1	0	0	0	0	0	0	0	0	0	0	0	0	0	0	0	
Fort Gratiot Twp Precinct 1	0	0	0	0	0	0	0	0	0	0	0	0	0	0	0	
Fort Gratiot Twp Precinct 2	0	0	0	0	0	0	0	0	0	0	0	0	0	0	0	
Fort Gratiot Twp Precinct 3	0	0	0	0	0	0	0	0	0	0	0	0	0	0	0	
Fort Gratiot Twp Precinct 4	0	0	0	0	0	0	0	0	0	0	0	0	0	0	0	
Fort Gratiot Twp Precinct 5	0	0	0	0	0	0	0	0	0	0	0	0	0	0	0	
Grant Twp Precinct 1	0	0	0	0	0	0	0	0	0	0	0	0	0	0	0	
Greenwood Twp Precinct 1	0	0	0	0	0	0	0	0	0	0	0	0	0	0	0	
Ira Twp Precinct 1	0	0	193	193	129	62	191	191	0	0	0	0	0	0	0	
Ira Twp Precinct 2	0	0	268	268	191	98	289	289	0	0	0	0	0	0	0	
Ira Twp Precinct 3	0	0	94	94	59	34	93	93	0	0	0	0	0	0	0	
Kenockee Twp Precinct 1	0	0	0	0	0	0	0	0	0	0	0	0	0	0	0	
Kimball Twp Precinct 1	0	0	0	0	0	0	0	0	0	0	0	0	0	0	0	
Kimball Twp Precinct 2	0	0	0	0	0	0	0	0	0	0	0	0	0	0	0	
Kimball Twp Precinct 3	0	0	0	0	0	0	0	0	0	0	0	0	0	0	0	
Kimball Twp Precinct 4	0	0	0	0	0	0	0	0	0	0	0	0	0	0	0	
Lynn Twp Precinct 1	0	0	0	0	0	0	0	0	0	0	0	0	0	0	0	
Marine City Precinct 1	0	0	0	0	0	0	0	0	0	0	0	0	0	0	0	
Marine City Precinct 2	0	0	0	0	0	0	0	0	0	0	0	0	0	0	0	
Marysville City Precinct 1	0	0	0	0	0	0	0	0	0	0	0	0	0	0	0	
Marysville City Precinct 2	0	0	0	0	0	0	0	0	0	0	0	0	0	0	0	
Marysville City Precinct 3	0	0	0	0	0	0	0	0	0	0	0	0	0	0	0	
Marysville City Precinct 4	0	0	0	0	0	0	0	0	0	0	0	0	0	0	0	
Memphis City Precinct 2	0	0	0	0	0	0	0	0	0	0	0	0	0	0	0	
Mussey Twp Precinct 1	0	0	0	0	0	0	0	0	0	0	0	0	0	0	0	
Port Huron City AVCB 1-3	0	0	0	0	0	0	0	0	0	0	0	0	0	0	0	
Port Huron City AVCB 4-10	0	0	0	0	0	0	0	0	0	0	0	0	0	0	0	
Port Huron City Precinct 1	0	0	0	0	0	0	0	0	0	0	0	0	0	0	0	
Port Huron City Precinct 2	0	0	0	0	0	0	0	0	0	0	0	0	0	0	0	
Port Huron City Precinct 3	0	0	0	0	0	0	0	0	0	0	0	0	0	0	0	
Port Huron City Precinct 4	0	0	0	0	0	0	0	0	0	0	0	0	0	0	0	
Port Huron City Precinct 5	0	0	0	0	0	0	0	0	0	0	0	0	0	0	0	
Port Huron City Precinct 6	0	0	0	0	0	0	0	0	0	0	0	0	0	0	0	
Port Huron City Precinct 7	0	0	0	0	0	0	0	0	0	0	0	0	0	0	0	
Port Huron City Precinct 8	0	0	0	0	0	0	0	0	0	0	0	0	0	0	0	
Port Huron City Precinct 9	0	0	0	0	0	0	0	0	0	0	0	0	0	0	0	
Port Huron City Precinct 10	0	0	0	0	0	0	0	0	0	0	0	0	0	0	0	
Port Huron Twp AVCB	0	0	0	0	0	0	0	0	0	0	0	0	0	0	0	
Port Huron Twp Precinct 1	0	0	0	0	0	0	0	0	0	0	0	0	0	0	0	
Port Huron Twp Precinct 2	0	0	0	0	0	0	0	0	0	0	0	0	0	0	0	
Port Huron Twp Precinct 3	0	0	0	0	0	0	0	0	0	0	0	0	0	0	0	
Port Huron Twp Precinct 4	0	0	0	0	0	0	0	0	0	0	0	0	0	0	0	
Port Huron Twp Precinct 5	0	0	0	0	0	0	0	0	0	0	0	0	0	0	0	
Richmond City Precinct 1	0	0	0	0	0	0	0	0	0	0	0	0	0	0	0	
Riley Twp Precinct 1	0	0	0	0	0	0	0	0	0	0	0	0	0	0	0	
St. Clair City Precinct 1	0	0	0	0	0	0	0	0	0	0	0	0	0	0	0	
St. Clair City Precinct 2	0	0	0	0	0	0	0	0	0	0	0	0	0	0	0	
St. Clair City Precinct 3	0	0	0	0	0	0	0	0	0	0	0	0	0	0	0	
St. Clair Twp Precinct 1	0	0	0	0	0	0	0	0	484	484	458	458	0	0	0	
St. Clair Twp Precinct 2	0	0	0	0	0	0	0	0	416	416	386	386	0	0	0	
Wales Twp Precinct 1	0	0	0	0	0	0	0	0	0	0	0	0	0	291	291	
Yale City Precinct 1	0	0	0	0	0	0	0	0	0	0	0	0	0	0	0	
<b>OTHER COUNTIES:</b>																
Imlay Twp (Lapeer) Pct 1																
Fremont Twp (Sanilac) Pct 1																
Speaker Twp (Sanilac) Pct 1																
<b>Grand Totals</b>	<b>1287</b>	<b>1287</b>	<b>555</b>	<b>555</b>	<b>379</b>	<b>194</b>	<b>573</b>	<b>900</b>	<b>900</b>	<b>844</b>	<b>844</b>	<b>0</b>	<b>291</b>	<b>291</b>	<b>0</b>	

Jurisdictions	Governor (DEM)			US Senator (DEM)			US Rep 10 District (DEM)			State Senator District 25 (DEM)			
	Abdul El-Sayed	Shri Thanedar	Gretchen Whitmer	William Cobbs (W)	Totals	Debbie Stabenow	Totals	Frank Accavitti Jr.	Kimberly Bizon	Michael McCarthy	Totals	Debbie Bourgeois	Totals
Algonac City Precinct 1	42	17	114	0	173	158	158	52	51	57	160	151	151
Algonac City Precinct 2	34	21	115	0	170	165	165	50	61	41	152	149	149
Berlin Twp Precinct 1	54	19	106	0	179	168	168	56	65	41	162	156	156
Brockway Twp Precinct 1	19	29	70	0	118	103	103	25	43	41	109	100	100
Burtchville Twp Precinct 1	28	23	103	0	154	143	143	41	47	56	144	133	133
Burtchville Twp Precinct 2	42	26	87	0	155	143	143	58	41	52	151	133	133
Burtchville Twp Precinct 3	40	32	65	0	137	121	121	21	54	51	126	118	118
Casco Twp Precinct 1	30	12	67	0	109	102	102	39	36	30	105	95	95
Casco Twp Precinct 2	23	19	90	0	132	117	117	54	39	22	115	106	106
China Twp Precinct 1	51	20	119	0	190	176	176	50	56	61	167	158	158
China Twp Precinct 2	25	16	88	0	129	119	119	37	47	29	113	106	106
Clay Twp AVCB	26	50	166	0	242	228	228	73	92	53	218	215	215
Clay Twp Precinct 1	25	19	75	0	119	112	112	36	45	24	105	99	99
Clay Twp Precinct 3	28	14	92	0	134	119	119	45	44	24	113	100	100
Clay Twp Precinct 4	35	17	75	0	127	116	116	45	33	33	111	107	107
Clay Twp Precinct 5	26	11	105	0	142	130	130	58	45	27	130	118	118
Clyde Twp Precinct 1	69	39	194	0	302	279	279	71	97	107	275	259	259
Clyde Twp Precinct 2	38	29	102	0	169	144	144	44	59	52	155	139	139
Columbus Twp Precinct 1	22	18	108	0	148	121	121	48	50	29	127	110	110
Columbus Twp Precinct 3	28	17	77	0	122	111	111	45	35	30	110	106	106
Cottleville Twp Precinct 1	60	39	169	0	268	245	245	100	76	69	245	209	209
East China Twp Precinct 1	40	27	108	0	175	165	165	51	52	67	170	153	153
East China Twp Precinct 2	57	24	121	0	202	174	174	44	56	81	181	162	162
Emmett Twp Precinct 1	34	27	119	0	180	165	165	70	44	51	165	151	151
Fort Gratiot Twp Precinct 1	78	45	158	0	281	269	269	74	90	106	270	246	246
Fort Gratiot Twp Precinct 2	76	40	150	0	266	247	247	76	83	95	254	237	237
Fort Gratiot Twp Precinct 3	62	46	160	0	268	250	250	72	89	99	260	233	233
Fort Gratiot Twp Precinct 4	126	55	218	0	399	361	361	103	128	137	368	328	328
Fort Gratiot Twp Precinct 5	29	13	89	0	131	123	123	32	35	57	124	114	114
Grant Twp Precinct 1	37	16	86	0	139	126	126	36	43	50	129	119	119
Greenwood Twp Precinct 1	37	9	58	0	104	91	91	32	39	27	98	89	89
Ira Twp Precinct 1	24	18	66	0	108	99	99	45	32	21	98	90	90
Ira Twp Precinct 2	25	11	75	0	111	103	103	47	34	23	104	97	97
Ira Twp Precinct 3	19	7	43	0	69	63	63	38	21	6	65	58	58
Kenoskee Twp Precinct 1	33	20	122	0	175	159	159	48	69	53	170	147	147
Kimball Twp Precinct 1	30	30	118	0	178	165	165	49	48	74	171	158	158
Kimball Twp Precinct 2	36	46	121	0	203	195	195	58	81	61	200	180	180
Kimball Twp Precinct 3	40	26	115	0	181	169	169	61	64	42	167	161	161
Kimball Twp Precinct 4	36	33	90	0	159	142	142	47	55	47	149	133	133
Lynn Twp Precinct 1	11	6	57	0	74	66	66	19	28	16	63	62	62
Marine City Precinct 1	65	24	112	0	201	180	180	51	68	71	190	174	174
Marine City Precinct 2	39	45	112	0	196	178	178	60	62	64	186	169	169
Marysville City Precinct 1	78	36	172	0	286	268	268	72	92	103	267	251	251
Marysville City Precinct 2	82	37	135	0	254	235	235	66	76	100	242	222	222
Marysville City Precinct 3	75	26	98	0	199	181	181	49	54	81	184	167	167
Marysville City Precinct 4	85	42	145	0	272	255	255	88	80	84	252	234	234
Marysville City Precinct 2	4	3	21	0	28	26	26	7	12	8	27	23	23
Mussey Twp Precinct 1	50	38	150	0	238	219	219	79	99	40	218	208	208
Port Huron City AVCB 1-3	31	56	141	0	228	214	214	65	52	105	222	193	193
Port Huron City AVCB 4-10	40	81	152	0	273	256	256	89	52	124	265	229	229
Port Huron City Precinct 1	80	58	139	0	277	270	270	74	90	112	276	250	250
Port Huron City Precinct 2	87	23	144	0	254	237	237	57	72	115	244	211	211
Port Huron City Precinct 3	66	26	145	0	237	222	222	51	82	95	228	207	207
Port Huron City Precinct 4	59	34	91	0	178	153	153	38	56	78	172	146	146
Port Huron City Precinct 5	58	27	78	0	163	146	146	35	53	68	156	138	138
Port Huron City Precinct 6	69	48	95	0	212	182	182	63	63	71	198	175	175
Port Huron City Precinct 7	55	44	55	0	154	132	132	25	53	65	143	125	125
Port Huron City Precinct 8	89	39	104	0	232	210	210	56	78	97	271	198	198
Port Huron City Precinct 9	74	55	97	0	226	208	208	65	70	79	214	193	193
Port Huron City Precinct 10	61	64	78	0	203	190	190	37	78	74	180	176	176
Port Huron Twp AVCB	37	94	234	0	365	348	348	99	131	126	356	320	320
Port Huron Twp Precinct 1	42	10	80	0	132	117	117	36	37	45	118	103	103
Port Huron Twp Precinct 2	40	17	104	0	161	145	145	52	49	48	149	130	130
Port Huron Twp Precinct 3	40	22	52	0	114	105	105	23	36	46	105	96	96
Port Huron Twp Precinct 4	20	11	32	0	63	60	60	18	17	26	61	57	57
Port Huron Twp Precinct 5	32	26	37	0	95	87	87	30	35	26	91	84	84
Richmond City Precinct 1	0	0	0	0	0	0	0	0	0	0	0	0	0
Riley Twp Precinct 1	38	30	165	0	233	210	210	85	71	47	203	185	185
St. Clair City Precinct 1	42	17	99	0	158	144	144	48	38	60	146	135	135
St. Clair City Precinct 2	73	31	118	0	222	207	207	57	72	77	206	185	185
St. Clair City Precinct 3	45	18	116	0	179	162	162	55	50	62	167	150	150
St. Clair Twp Precinct 1	97	40	196	0	333	304	304	96	93	126	315	279	279
St. Clair Twp Precinct 2	76	27	170	0	273	243	243	101	66	87	254	228	228
Wales Twp Precinct 1	51	46	182	0	279	256	256	117	82	68	367	234	234
Yale City Precinct 1	24	22	69	0	115	111	111	28	58	23	109	99	99
<b>OTHER COUNTIES:</b>													
Imley Twp (Lapeer) Pct 1													
Fremont Twp (Sanilac) Pct 1													
Speaker Twp (Sanilac) Pct 1													
<b>Grand Totals</b>	<b>3473</b>	<b>2203</b>	<b>8179</b>	<b>0</b>	<b>13855</b>	<b>12713</b>	<b>12713</b>	<b>4022</b>	<b>4384</b>	<b>4574</b>	<b>12940</b>	<b>11759</b>	<b>11759</b>

Jurisdictions	State Rep District 32 (DEM)		State Rep District 81 (DEM)		State Rep District 83 (DEM)	
	Paul Manley	Totals	Joshua Rivard	Totals	Stefanie Brown	Totals
Algonac City Precinct 1	0	151	151	0	0	0
Algonac City Precinct 2	0	147	147	0	0	0
Berlin Twp Precinct 1	0	155	155	0	0	0
Brockway Twp Precinct 1	0	98	98	0	0	0
Burtchville Twp Precinct 1	0	0	0	134	134	0
Burtchville Twp Precinct 2	0	0	0	126	126	0
Burtchville Twp Precinct 3	0	0	0	117	117	0
Casco Twp Precinct 1	89	89	0	0	0	0
Casco Twp Precinct 2	103	103	0	0	0	0
China Twp Precinct 1	0	150	150	0	0	0
China Twp Precinct 2	0	105	105	0	0	0
Clay Twp AVCB	0	207	207	0	0	0
Clay Twp Precinct 1	0	98	98	0	0	0
Clay Twp Precinct 3	0	101	101	0	0	0
Clay Twp Precinct 4	0	105	105	0	0	0
Clay Twp Precinct 5	0	120	120	0	0	0
Clyde Twp Precinct 1	0	244	244	0	0	0
Clyde Twp Precinct 2	0	136	136	0	0	0
Columbus Twp Precinct 1	110	110	0	0	0	0
Columbus Twp Precinct 3	100	100	0	0	0	0
Cottrellville Twp Precinct 1	0	209	209	0	0	0
East China Twp Precinct 1	0	151	151	0	0	0
East China Twp Precinct 2	0	164	164	0	0	0
Emmett Twp Precinct 1	0	155	155	0	0	0
Fort Gratiot Twp Precinct 1	0	0	0	244	244	0
Fort Gratiot Twp Precinct 2	0	0	0	238	238	0
Fort Gratiot Twp Precinct 3	0	0	0	236	236	0
Fort Gratiot Twp Precinct 4	0	0	0	328	328	0
Fort Gratiot Twp Precinct 5	0	0	0	113	113	0
Grant Twp Precinct 1	0	114	114	0	0	0
Greenwood Twp Precinct 1	0	86	86	0	0	0
Ira Twp Precinct 1	90	90	0	0	0	0
Ira Twp Precinct 2	95	95	0	0	0	0
Ira Twp Precinct 3	57	57	0	0	0	0
Kenockee Twp Precinct 1	142	142	0	0	0	0
Kimball Twp Precinct 1	158	158	0	0	0	0
Kimball Twp Precinct 2	177	177	0	0	0	0
Kimball Twp Precinct 3	161	161	0	0	0	0
Kimball Twp Precinct 4	132	132	0	0	0	0
Lynn Twp Precinct 1	0	58	58	0	0	0
Marine City Precinct 1	0	172	172	0	0	0
Marine City Precinct 2	0	161	161	0	0	0
Marysville City Precinct 1	0	246	246	0	0	0
Marysville City Precinct 2	0	224	224	0	0	0
Marysville City Precinct 3	0	165	165	0	0	0
Marysville City Precinct 4	0	229	229	0	0	0
Memphis City Precinct 2	22	22	0	0	0	0
Mussey Twp Precinct 1	0	201	201	0	0	0
Port Huron City AVCB 1-3	0	0	0	194	194	0
Port Huron City AVCB 4-10	0	0	0	228	228	0
Port Huron City Precinct 1	0	0	0	252	252	0
Port Huron City Precinct 2	0	0	0	208	208	0
Port Huron City Precinct 3	0	0	0	208	208	0
Port Huron City Precinct 4	0	0	0	148	148	0
Port Huron City Precinct 5	0	0	0	134	134	0
Port Huron City Precinct 6	0	0	0	178	178	0
Port Huron City Precinct 7	0	0	0	126	126	0
Port Huron City Precinct 8	0	0	0	200	200	0
Port Huron City Precinct 9	0	0	0	192	192	0
Port Huron City Precinct 10	0	0	0	178	178	0
Port Huron Twp AVCB	0	310	310	0	0	0
Port Huron Twp Precinct 1	0	103	103	0	0	0
Port Huron Twp Precinct 2	0	128	128	0	0	0
Port Huron Twp Precinct 3	0	97	97	0	0	0
Port Huron Twp Precinct 4	0	57	57	0	0	0
Port Huron Twp Precinct 5	0	81	81	0	0	0
Richmond City Precinct 1	0	0	0	0	0	0
Riley Twp Precinct 1	178	178	0	0	0	0
St. Clair City Precinct 1	0	134	134	0	0	0
St. Clair City Precinct 2	0	184	184	0	0	0
St. Clair City Precinct 3	0	150	150	0	0	0
St. Clair Twp Precinct 1	0	275	275	0	0	0
St. Clair Twp Precinct 2	0	223	223	0	0	0
Wales Twp Precinct 1	227	227	0	0	0	0
Yale City Precinct 1	0	97	97	0	0	0
<b>OTHER COUNTIES:</b>						
Imlay Twp (Lapeer) Pct 1						
Fremont Twp (Sanilac) Pct 1						
Speaker Twp (Sanilac) Pct 1						
<b>Grand Totals</b>	<b>1841</b>	<b>1841</b>	<b>5991</b>	<b>5991</b>	<b>3782</b>	<b>3782</b>

Jurisdictions	Co Comm District 1 (DEM)		Co Comm District 2 (DEM)		Co Comm District 3 (DEM)		Co Comm District 4 (DEM)		Co Comm District 5 (DEM)		Co Comm District 6 (DEM)		Co Comm District 7 (DEM)	
	Totals	Sample-Wynn	Laurie	Totals	Alphonso Amos	Howard T. Heidemann	Totals	James Papineau	Totals	Totals	Totals	Totals	Totals	Totals
Algonac City Precinct 1	0	0	0	0	0	0	0	0	0	0	0	0	0	0
Algonac City Precinct 2	0	0	0	0	0	0	0	0	0	0	0	0	0	0
Berlin Twp Precinct 1	0	0	0	0	0	0	0	0	0	0	0	0	0	0
Brockway Twp Precinct 1	0	0	0	0	0	0	0	0	0	0	0	0	0	0
Burtchville Twp Precinct 1	0	134	134	134	0	0	0	0	0	0	0	0	0	0
Burtchville Twp Precinct 2	0	129	129	129	0	0	0	0	0	0	0	0	0	0
Burtchville Twp Precinct 3	0	117	117	117	0	0	0	0	0	0	0	0	0	0
Casco Twp Precinct 1	0	0	0	0	0	0	0	0	0	0	0	0	0	0
Casco Twp Precinct 2	0	0	0	0	0	0	0	0	0	0	0	0	0	0
China Twp Precinct 1	0	0	0	0	0	0	0	0	0	0	0	0	0	0
China Twp Precinct 2	0	0	0	0	0	0	0	0	0	0	0	0	0	0
Clay Twp AVCB	0	0	0	0	0	0	0	0	0	0	0	0	0	0
Clay Twp Precinct 1	0	0	0	0	0	0	0	0	0	0	0	0	0	0
Clay Twp Precinct 3	0	0	0	0	0	0	0	0	0	0	0	0	0	0
Clay Twp Precinct 4	0	0	0	0	0	0	0	0	0	0	0	0	0	0
Clay Twp Precinct 5	0	0	0	0	0	0	0	0	0	0	0	0	0	0
Clyde Twp Precinct 1	0	0	0	0	0	0	0	0	0	0	0	0	0	0
Clyde Twp Precinct 2	0	0	0	0	0	0	0	0	0	0	0	0	0	0
Columbus Twp Precinct 1	0	0	0	0	0	0	0	0	0	0	0	0	0	0
Columbus Twp Precinct 3	0	0	0	0	0	0	0	0	0	0	0	0	0	0
Cottrelville Twp Precinct 1	0	0	0	0	0	0	0	0	0	0	0	0	0	0
East China Twp Precinct 1	0	0	0	0	0	0	0	0	0	0	0	0	0	0
East China Twp Precinct 2	0	0	0	0	0	0	0	0	0	0	0	0	0	0
Emmett Twp Precinct 1	0	0	0	0	0	0	0	0	0	0	0	0	0	0
Fort Gratiot Twp Precinct 1	0	241	241	241	0	0	0	0	0	0	0	0	0	0
Fort Gratiot Twp Precinct 2	0	234	234	234	0	0	0	0	0	0	0	0	0	0
Fort Gratiot Twp Precinct 3	0	236	236	236	0	0	0	0	0	0	0	0	0	0
Fort Gratiot Twp Precinct 4	0	326	326	326	0	0	0	0	0	0	0	0	0	0
Fort Gratiot Twp Precinct 5	0	113	113	113	0	0	0	0	0	0	0	0	0	0
Grant Twp Precinct 1	0	0	0	0	0	0	0	0	0	0	0	0	0	0
Greenwood Twp Precinct 1	0	0	0	0	0	0	0	0	0	0	0	0	0	0
Ira Twp Precinct 1	0	0	0	0	0	0	0	0	0	0	0	0	0	0
Ira Twp Precinct 2	0	0	0	0	0	0	0	0	0	0	0	0	0	0
Ira Twp Precinct 3	0	0	0	0	0	0	0	0	0	0	0	0	0	0
Kenockee Twp Precinct 1	0	0	0	0	0	0	0	0	0	0	0	0	0	0
Kimball Twp Precinct 1	0	0	0	0	0	0	0	0	0	0	0	0	0	0
Kimball Twp Precinct 2	0	0	0	0	0	0	0	0	0	0	0	0	0	0
Kimball Twp Precinct 3	0	0	0	0	0	0	0	0	0	0	0	0	0	0
Kimball Twp Precinct 4	0	0	0	0	0	0	0	0	0	0	0	0	0	0
Lynn Twp Precinct 1	0	0	0	0	0	0	0	0	0	0	0	0	0	0
Marine City Precinct 1	0	0	0	0	0	0	0	0	0	0	0	0	0	0
Marine City Precinct 2	0	0	0	0	0	0	0	0	0	0	0	0	0	0
Marysville City Precinct 1	0	0	0	0	0	0	0	0	246	246	0	0	0	0
Marysville City Precinct 2	0	0	0	0	0	0	0	0	223	223	0	0	0	0
Marysville City Precinct 3	0	0	0	0	0	0	0	0	163	163	0	0	0	0
Marysville City Precinct 4	0	0	0	0	0	0	0	0	233	233	0	0	0	0
Memphis City Precinct 2	0	0	0	0	0	0	0	0	0	0	0	0	0	0
Mussey Twp Precinct 1	0	0	0	0	0	0	0	0	0	0	0	0	0	0
Port Huron City AVCB 1-3	0	196	196	196	0	0	0	0	0	0	0	0	0	0
Port Huron City AVCB 4-10	0	0	0	0	77	181	258	0	0	0	0	0	0	0
Port Huron City Precinct 1	0	250	250	250	0	0	0	0	0	0	0	0	0	0
Port Huron City Precinct 2	0	210	210	210	0	0	0	0	0	0	0	0	0	0
Port Huron City Precinct 3	0	203	203	203	0	0	0	0	0	0	0	0	0	0
Port Huron City Precinct 4	0	0	0	0	66	93	159	0	0	0	0	0	0	0
Port Huron City Precinct 5	0	0	0	0	72	82	154	0	0	0	0	0	0	0
Port Huron City Precinct 6	0	0	0	0	100	96	196	0	0	0	0	0	0	0
Port Huron City Precinct 7	0	0	0	0	65	74	139	0	0	0	0	0	0	0
Port Huron City Precinct 8	0	0	0	0	104	114	218	0	0	0	0	0	0	0
Port Huron City Precinct 9	0	0	0	0	111	105	216	0	0	0	0	0	0	0
Port Huron City Precinct 10	0	0	0	0	130	58	188	0	0	0	0	0	0	0
Port Huron Twp AVCB	0	0	0	0	0	0	0	0	311	311	0	0	0	0
Port Huron Twp Precinct 1	0	0	0	0	0	0	0	0	104	104	0	0	0	0
Port Huron Twp Precinct 2	0	0	0	0	0	0	0	0	129	129	0	0	0	0
Port Huron Twp Precinct 3	0	0	0	0	0	0	0	0	99	99	0	0	0	0
Port Huron Twp Precinct 4	0	0	0	0	0	0	0	0	56	56	0	0	0	0
Port Huron Twp Precinct 5	0	0	0	0	0	0	0	0	80	80	0	0	0	0
Richmond City Precinct 1	0	0	0	0	0	0	0	0	0	0	0	0	0	0
Riley Twp Precinct 1	0	0	0	0	0	0	0	0	0	0	0	0	0	0
St. Clair City Precinct 1	0	0	0	0	0	0	0	0	0	0	0	0	0	0
St. Clair City Precinct 2	0	0	0	0	0	0	0	0	0	0	0	0	0	0
St. Clair City Precinct 3	0	0	0	0	0	0	0	0	0	0	0	0	0	0
St. Clair Twp Precinct 1	0	0	0	0	0	0	0	0	0	0	0	0	0	0
St. Clair Twp Precinct 2	0	0	0	0	0	0	0	0	0	0	0	0	0	0
Wales Twp Precinct 1	0	0	0	0	0	0	0	0	0	0	0	0	0	0
Yale City Precinct 1	0	0	0	0	0	0	0	0	0	0	0	0	0	0
<b>OTHER COUNTIES:</b>														
Imley Twp (Lapeer) Pct 1														
Fremont Twp (Sanilac) Pct 1														
Speaker Twp (Sanilac) Pct 1														
<b>Grand Totals</b>	<b>0</b>	<b>2389</b>	<b>2389</b>	<b>2389</b>	<b>725</b>	<b>803</b>	<b>1528</b>	<b>1644</b>	<b>1644</b>	<b>0</b>	<b>0</b>	<b>0</b>	<b>0</b>	<b>0</b>



Jurisdictions	Clay Twp Treasurer (DEM)		East China Twp Park Comm (DEM)		Ira Twp Supr (DEM)		St. Clair Twp Supr (DEM)		St. Clair Twp Trustee (DEM)		Wales Twp Supr (DEM)		Wales Twp Trustee (DEM)	
	Totals		Totals		Totals		Totals		Totals		Elizabeth A. Masters	Totals	Totals	
Algonac City Precinct 1														
Algonac City Precinct 2														
Berlin Twp Precinct 1														
Brockway Twp Precinct 1														
Burtchville Twp Precinct 1														
Burtchville Twp Precinct 2														
Burtchville Twp Precinct 3														
Casco Twp Precinct 1														
Casco Twp Precinct 2														
China Twp Precinct 1														
China Twp Precinct 2														
Clay Twp AVCB	0													
Clay Twp Precinct 1	0													
Clay Twp Precinct 3	0													
Clay Twp Precinct 4	0													
Clay Twp Precinct 5	0													
Clyde Twp Precinct 1														
Clyde Twp Precinct 2														
Columbus Twp Precinct 1														
Columbus Twp Precinct 3														
Cottrellville Twp Precinct 1														
East China Twp Precinct 1			0											
East China Twp Precinct 2			0											
Emmett Twp Precinct 1														
Fort Gratiot Twp Precinct 1														
Fort Gratiot Twp Precinct 2														
Fort Gratiot Twp Precinct 3														
Fort Gratiot Twp Precinct 4														
Fort Gratiot Twp Precinct 5														
Grant Twp Precinct 1														
Greenwood Twp Precinct 1														
Ira Twp Precinct 1			0											
Ira Twp Precinct 2			0											
Ira Twp Precinct 3			0											
Kenockee Twp Precinct 1														
Kimball Twp Precinct 1														
Kimball Twp Precinct 2														
Kimball Twp Precinct 3														
Kimball Twp Precinct 4														
Lynn Twp Precinct 1														
Marine City Precinct 1														
Marine City Precinct 2														
Marysville City Precinct 1														
Marysville City Precinct 2														
Marysville City Precinct 3														
Marysville City Precinct 4														
Memphis City Precinct 2														
Mussey Twp Precinct 1														
Port Huron City AVCB 1-3														
Port Huron City AVCB 4-10														
Port Huron City Precinct 1														
Port Huron City Precinct 2														
Port Huron City Precinct 3														
Port Huron City Precinct 4														
Port Huron City Precinct 5														
Port Huron City Precinct 6														
Port Huron City Precinct 7														
Port Huron City Precinct 8														
Port Huron City Precinct 9														
Port Huron City Precinct 10														
Port Huron Twp AVCB														
Port Huron Twp Precinct 1														
Port Huron Twp Precinct 2														
Port Huron Twp Precinct 3														
Port Huron Twp Precinct 4														
Port Huron Twp Precinct 5														
Richmond City Precinct 1														
Riley Twp Precinct 1														
St. Clair City Precinct 1														
St. Clair City Precinct 2														
St. Clair City Precinct 3														
St. Clair Twp Precinct 1								0						
St. Clair Twp Precinct 2								0						
Wales Twp Precinct 1										245				0
Yale City Precinct 1														
<b>OTHER COUNTIES:</b>														
Imlay Twp (Lapeer) Pct 1														
Fremont Twp (Sanilac) Pct 1														
Speaker Twp (Sanilac) Pct 1														
<b>Grand Totals</b>	0		0		0		0	0	0	0	245	245	0	0

Jurisdictions	Governor (LIB)		US Senator (LIB)		US Rep 10 Dist (LIB)		State Rep Dist 25 (LIB)		State Rep Dist 32 (LIB)		State Rep Dist 83 (LIB)	
	Bill Gelineau	John J. Tatar	Tim Yow (W)	Totals	Totals	Totals	Totals	Totals	Totals	Totals	Totals	Totals
Algonac City Precinct 1	0	2	0	2	0	0	0	0	0	0	0	0
Algonac City Precinct 2	4	2	0	6	0	0	0	0	0	0	0	0
Berlin Twp Precinct 1	2	1	0	3	0	0	0	0	0	0	0	0
Brockway Twp Precinct 1	0	2	0	2	0	0	0	0	0	0	0	0
Burtchville Twp Precinct 1	0	0	0	0	0	0	0	0	0	0	0	0
Burtchville Twp Precinct 2	1	1	0	2	0	0	0	0	0	0	0	0
Burtchville Twp Precinct 3	0	2	0	2	0	0	0	0	0	0	0	0
Casco Twp Precinct 1	1	1	0	2	0	0	0	0	0	0	0	0
Casco Twp Precinct 2	0	0	0	0	0	0	0	0	0	0	0	0
China Twp Precinct 1	2	3	0	5	0	0	0	0	0	0	0	0
China Twp Precinct 2	2	0	0	2	0	0	0	0	0	0	0	0
Clay Twp AVCB	0	1	0	1	0	0	0	0	0	0	0	0
Clay Twp Precinct 1	2	1	0	3	0	0	0	0	0	0	0	0
Clay Twp Precinct 3	0	0	0	0	0	0	0	0	0	0	0	0
Clay Twp Precinct 4	0	1	0	1	0	0	0	0	0	0	0	0
Clay Twp Precinct 5	0	1	0	1	0	0	0	0	0	0	0	0
Clyde Twp Precinct 1	1	3	0	4	0	0	0	0	0	0	0	0
Clyde Twp Precinct 2	1	3	0	4	0	0	0	0	0	0	0	0
Columbus Twp Precinct 1	0	1	0	1	0	0	0	0	0	0	0	0
Columbus Twp Precinct 3	0	0	0	0	0	0	0	0	0	0	0	0
Cottrellville Twp Precinct 1	2	0	0	2	0	0	0	0	0	0	0	0
East China Twp Precinct 1	0	1	0	1	0	0	0	0	0	0	0	0
East China Twp Precinct 2	2	0	0	2	0	0	0	0	0	0	0	0
Emmett Twp Precinct 1	2	0	0	2	0	0	0	0	0	0	0	0
Fort Gratiot Twp Precinct 1	1	0	0	1	0	0	0	0	0	0	0	0
Fort Gratiot Twp Precinct 2	2	1	0	3	0	0	0	0	0	0	0	0
Fort Gratiot Twp Precinct 3	0	1	0	1	0	0	0	0	0	0	0	0
Fort Gratiot Twp Precinct 4	3	2	0	5	0	0	0	0	0	0	0	0
Fort Gratiot Twp Precinct 5	0	0	0	0	0	0	0	0	0	0	0	0
Grant Twp Precinct 1	1	2	0	3	0	0	0	0	0	0	0	0
Greenwood Twp Precinct 1	0	0	0	0	0	0	0	0	0	0	0	0
Ira Twp Precinct 1	0	0	0	0	0	0	0	0	0	0	0	0
Ira Twp Precinct 2	4	2	0	6	0	0	0	0	0	0	0	0
Ira Twp Precinct 3	0	0	0	0	0	0	0	0	0	0	0	0
Kenoskee Twp Precinct 1	0	2	0	2	0	0	0	0	0	0	0	0
Kimball Twp Precinct 1	1	0	0	1	0	0	0	0	0	0	0	0
Kimball Twp Precinct 2	0	1	0	1	0	0	0	0	0	0	0	0
Kimball Twp Precinct 3	0	1	0	1	0	0	0	0	0	0	0	0
Kimball Twp Precinct 4	2	0	0	2	0	0	0	0	0	0	0	0
Lynn Twp Precinct 1	0	0	0	0	0	0	0	0	0	0	0	0
Marine City Precinct 1	2	1	0	3	0	0	0	0	0	0	0	0
Marine City Precinct 2	2	0	0	2	0	0	0	0	0	0	0	0
Marysville City Precinct 1	0	0	0	0	0	0	0	0	0	0	0	0
Marysville City Precinct 2	3	0	0	3	0	0	0	0	0	0	0	0
Marysville City Precinct 3	4	0	0	4	0	0	0	0	0	0	0	0
Marysville City Precinct 4	1	0	0	1	0	0	0	0	0	0	0	0
Memphis City Precinct 2	0	0	0	0	0	0	0	0	0	0	0	0
Mussey Twp Precinct 1	2	1	0	3	0	0	0	0	0	0	0	0
Port Huron City AVCB 1-3	1	0	0	1	0	0	0	0	0	0	0	0
Port Huron City AVCB 4-10	0	0	0	0	0	0	0	0	0	0	0	0
Port Huron City Precinct 1	1	2	0	3	0	0	0	0	0	0	0	0
Port Huron City Precinct 2	2	0	0	2	0	0	0	0	0	0	0	0
Port Huron City Precinct 3	0	0	0	0	0	0	0	0	0	0	0	0
Port Huron City Precinct 4	0	1	0	1	0	0	0	0	0	0	0	0
Port Huron City Precinct 5	0	1	0	1	0	0	0	0	0	0	0	0
Port Huron City Precinct 6	1	1	0	2	0	0	0	0	0	0	0	0
Port Huron City Precinct 7	1	3	0	4	0	0	0	0	0	0	0	0
Port Huron City Precinct 8	0	1	0	1	0	0	0	0	0	0	0	0
Port Huron City Precinct 9	0	0	0	0	0	0	0	0	0	0	0	0
Port Huron City Precinct 10	1	0	0	1	0	0	0	0	0	0	0	0
Port Huron Twp AVCB	1	0	0	1	0	0	0	0	0	0	0	0
Port Huron Twp Precinct 1	0	0	0	0	0	0	0	0	0	0	0	0
Port Huron Twp Precinct 2	0	2	0	2	0	0	0	0	0	0	0	0
Port Huron Twp Precinct 3	0	1	0	1	0	0	0	0	0	0	0	0
Port Huron Twp Precinct 4	0	2	0	2	0	0	0	0	0	0	0	0
Port Huron Twp Precinct 5	1	0	0	1	0	0	0	0	0	0	0	0
Richmond City Precinct 1	0	0	0	0	0	0	0	0	0	0	0	0
Riley Twp Precinct 1	3	1	0	4	0	0	0	0	0	0	0	0
St. Clair City Precinct 1	0	1	0	1	0	0	0	0	0	0	0	0
St. Clair City Precinct 2	1	1	0	2	0	0	0	0	0	0	0	0
St. Clair City Precinct 3	0	0	0	0	0	0	0	0	0	0	0	0
St. Clair Twp Precinct 1	4	0	0	4	0	0	0	0	0	0	0	0
St. Clair Twp Precinct 2	2	1	0	3	0	0	0	0	0	0	0	0
Wales Twp Precinct 1	3	0	0	3	0	0	0	0	0	0	0	0
Yale City Precinct 1	2	1	0	3	0	0	0	0	0	0	0	0
OTHER COUNTIES:												
Imley Twp (Lapeer) Pct 1												
Fremont Twp (Sanilac) Pct 1												
Speaker Twp (Sanilac) Pct 1												
Grand Totals	74	59	133		0	0	0	0	0	0	0	0

Jurisdictions	Co Comm	Co Comm	Co Comm	Co Comm	Co Comm	Co Comm	Co Comm	Totals
	District 1 (UB)	District 2 (UB)	District 3 (UB)	District 4 (UB)	District 5 (UB)	District 6 (UB)	District 7 (UB)	
Algonac City Precinct 1								0
Algonac City Precinct 2								0
Berlin Twp Precinct 1								0
Brockway Twp Precinct 1								0
Burtchville Twp Precinct 1								0
Burtchville Twp Precinct 2								0
Burtchville Twp Precinct 3								0
Casco Twp Precinct 1								0
Casco Twp Precinct 2								0
China Twp Precinct 1								0
China Twp Precinct 2								0
Clay Twp AVCB								0
Clay Twp Precinct 1								0
Clay Twp Precinct 3								0
Clay Twp Precinct 4								0
Clay Twp Precinct 5								0
Clyde Twp Precinct 1								0
Clyde Twp Precinct 2								0
Columbus Twp Precinct 1								0
Columbus Twp Precinct 3								0
Cottrellville Twp Precinct 1								0
East China Twp Precinct 1								0
East China Twp Precinct 2								0
Emmett Twp Precinct 1								0
Fort Gratiot Twp Precinct 1								0
Fort Gratiot Twp Precinct 2								0
Fort Gratiot Twp Precinct 3								0
Fort Gratiot Twp Precinct 4								0
Fort Gratiot Twp Precinct 5								0
Grant Twp Precinct 1								0
Greenwood Twp Precinct 1								0
Ira Twp Precinct 1								0
Ira Twp Precinct 2								0
Ira Twp Precinct 3								0
Kenockee Twp Precinct 1								0
Kimball Twp Precinct 1								0
Kimball Twp Precinct 2								0
Kimball Twp Precinct 3								0
Kimball Twp Precinct 4								0
Lynn Twp Precinct 1								0
Marine City Precinct 1								0
Marine City Precinct 2								0
Marysville City Precinct 1								0
Marysville City Precinct 2								0
Marysville City Precinct 3								0
Marysville City Precinct 4								0
Memphis City Precinct 2								0
Mussey Twp Precinct 1								0
Port Huron City AVCB 1-3								0
Port Huron City AVCB 4-10								0
Port Huron City Precinct 1								0
Port Huron City Precinct 2								0
Port Huron City Precinct 3								0
Port Huron City Precinct 4								0
Port Huron City Precinct 5								0
Port Huron City Precinct 6								0
Port Huron City Precinct 7								0
Port Huron City Precinct 8								0
Port Huron City Precinct 9								0
Port Huron City Precinct 10								0
Port Huron Twp AVCB								0
Port Huron Twp Precinct 1								0
Port Huron Twp Precinct 2								0
Port Huron Twp Precinct 3								0
Port Huron Twp Precinct 4								0
Port Huron Twp Precinct 5								0
Richmond City Precinct 1								0
Riley Twp Precinct 1								0
St. Clair City Precinct 1								0
St. Clair City Precinct 2								0
St. Clair City Precinct 3								0
St. Clair Twp Precinct 1								0
St. Clair Twp Precinct 2								0
Wales Twp Precinct 1								0
Yale City Precinct 1								0
<b>OTHER COUNTIES:</b>								0
Imlay Twp (Lapeer) Pct 1								0
Fremont Twp (Sanilac) Pct 1								0
Speaker Twp (Sanilac) Pct 1								0
<b>Grand Totals</b>								<b>0</b>

Jurisdictions	Clay	East China	Ira	St. Clair	Wales	Waits	City of Marine				Totals			
	Twp Treasurer (LIB)	Twp Park Comm (LIB)	Twp Supr (LIB)	Twp Supr (LIB)	Twp Trustee (LIB)	Twp Trustee (LIB)	Michael R. Hilferink	Wendy Kelehan	Raymond McI	Gerry Scherlinck		Charles E. Seigneurie	Cheryl Vercammen	
Algonac City Precinct 1														
Algonac City Precinct 2														
Berlin Twp Precinct 1														
Brockway Twp Precinct 1														
Burtchville Twp Precinct 1														
Burtchville Twp Precinct 2														
Burtchville Twp Precinct 3														
Casco Twp Precinct 1														
Casco Twp Precinct 2														
China Twp Precinct 1														
China Twp Precinct 2														
Clay Twp AVCB	0													
Clay Twp Precinct 1	0													
Clay Twp Precinct 3	0													
Clay Twp Precinct 4	0													
Clay Twp Precinct 5	0													
Clyde Twp Precinct 1														
Clyde Twp Precinct 2														
Columbus Twp Precinct 1														
Columbus Twp Precinct 3														
Cottrellville Twp Precinct 1		0												
East China Twp Precinct 1		0												
East China Twp Precinct 2														
Emmett Twp Precinct 1														
Fort Gratiot Twp Precinct 1														
Fort Gratiot Twp Precinct 2														
Fort Gratiot Twp Precinct 3														
Fort Gratiot Twp Precinct 4														
Fort Gratiot Twp Precinct 5														
Grant Twp Precinct 1														
Greenwood Twp Precinct 1														
Ira Twp Precinct 1			0											
Ira Twp Precinct 2			0											
Ira Twp Precinct 3			0											
Xenockee Twp Precinct 1														
Kimball Twp Precinct 1														
Kimball Twp Precinct 2														
Kimball Twp Precinct 3														
Kimball Twp Precinct 4														
Lynn Twp Precinct 1														
Marine City Precinct 1														
Marine City Precinct 2														
Marysville City Precinct 1														
Marysville City Precinct 2														
Marysville City Precinct 3														
Marysville City Precinct 4														
Memphis City Precinct 2														
Mussey Twp Precinct 1														
Port Huron City AVCB 1-3														
Port Huron City AVCB 4-10														
Port Huron City Precinct 1														
Port Huron City Precinct 2														
Port Huron City Precinct 3														
Port Huron City Precinct 4														
Port Huron City Precinct 5														
Port Huron City Precinct 6														
Port Huron City Precinct 7														
Port Huron City Precinct 8														
Port Huron City Precinct 9														
Port Huron City Precinct 10														
Port Huron Twp AVCB														
Port Huron Twp Precinct 1														
Port Huron Twp Precinct 2														
Port Huron Twp Precinct 3														
Port Huron Twp Precinct 4														
Port Huron Twp Precinct 5														
Richmond City Precinct 1														
Riley Twp Precinct 1														
St. Clair City Precinct 1														
St. Clair City Precinct 2														
St. Clair City Precinct 3														
St. Clair Twp Precinct 1				0										
St. Clair Twp Precinct 2				0										
Wales Twp Precinct 1														
Yale City Precinct 1														
<b>OTHER COUNTIES:</b>														
Imlay Twp (Lapeer) Pct 1														
Fremont Twp (Sanilac) Pct 1														
Speaker Twp (Sanilac) Pct 1														
<b>Grand Totals</b>	0	0	0	0	0	0	297	229	309	219	133	230	300	1717

Jurisdictions	Co Senior Citizens Millage		Berlin Twp Fire Dept Millage		Burtchville Twp Bus Millage		Burtchville Twp Road Millage		China Twp Road and Ditch Millage		Clay Twp Bond Proposal		Grant Twp Fire Proposal								
	Yes	No	Yes	No	Yes	No	Yes	No	Yes	No	Yes	No	Yes	No							
Algonac City Precinct 1	323	111	434	0	0	0	0	0	0	0	0	0	0	0							
Algonac City Precinct 2	359	119	478	0	0	0	0	0	0	0	0	0	0	0							
Berlin Twp Precinct 1	456	159	615	493	121	614	0	0	0	0	0	0	0	0							
Brockway Twp Precinct 1	347	107	454	0	0	0	0	0	0	0	0	0	0	0							
Burtchville Twp Precinct 1	253	64	317	0	206	107	313	202	113	315	0	0	0	0							
Burtchville Twp Precinct 2	275	66	341	0	239	102	341	213	125	338	0	0	0	0							
Burtchville Twp Precinct 3	242	42	284	0	214	68	282	185	97	282	0	0	0	0							
Casco Twp Precinct 1	237	94	331	0	0	0	0	0	0	0	0	0	0	0							
Casco Twp Precinct 2	296	101	397	0	0	0	0	0	0	0	0	0	0	0							
China Twp Precinct 1	399	113	512	0	0	0	0	0	408	107	515	0	0	0							
China Twp Precinct 2	265	93	358	0	0	0	0	0	270	95	365	0	0	0							
Clay Twp AVCB	537	208	745	0	0	0	0	0	0	0	340	405	745	0							
Clay Twp Precinct 1	259	132	391	0	0	0	0	0	0	0	210	182	392	0							
Clay Twp Precinct 3	223	170	393	0	0	0	0	0	0	0	176	215	391	0							
Clay Twp Precinct 4	221	136	357	0	0	0	0	0	0	0	130	229	359	0							
Clay Twp Precinct 5	313	134	447	0	0	0	0	0	0	0	249	195	444	0							
Clyde Twp Precinct 1	638	185	823	0	0	0	0	0	0	0	0	0	0	0							
Clyde Twp Precinct 2	301	101	402	0	0	0	0	0	0	0	0	0	0	0							
Columbus Twp Precinct 1	296	139	435	0	0	0	0	0	0	0	0	0	0	0							
Columbus Twp Precinct 3	231	74	305	0	0	0	0	0	0	0	0	0	0	0							
Cottleville Twp Precinct 1	548	204	752	0	0	0	0	0	0	0	0	0	0	0							
East China Twp Precinct 1	317	65	382	0	0	0	0	0	0	0	0	0	0	0							
East China Twp Precinct 2	414	79	493	0	0	0	0	0	0	0	0	0	0	0							
Emmett Twp Precinct 1	400	137	537	0	0	0	0	0	0	0	0	0	0	0							
Fort Gratiot Twp Precinct 1	437	78	515	0	0	0	0	0	0	0	0	0	0	0							
Fort Gratiot Twp Precinct 2	521	118	639	0	0	0	0	0	0	0	0	0	0	0							
Fort Gratiot Twp Precinct 3	507	79	586	0	0	0	0	0	0	0	0	0	0	0							
Fort Gratiot Twp Precinct 4	705	152	857	0	0	0	0	0	0	0	0	0	0	0							
Fort Gratiot Twp Precinct 5	218	52	270	0	0	0	0	0	0	0	0	0	0	0							
Grant Twp Precinct 1	297	107	404	0	0	0	0	0	0	0	0	246	164	410							
Greenwood Twp Precinct 1	279	59	338	0	0	0	0	0	0	0	0	0	0	0							
Ira Twp Precinct 1	200	90	290	0	0	0	0	0	0	0	0	0	0	0							
Ira Twp Precinct 2	273	107	380	0	0	0	0	0	0	0	0	0	0	0							
Ira Twp Precinct 3	102	36	138	0	0	0	0	0	0	0	0	0	0	0							
Kenockee Twp Precinct 1	373	113	486	0	0	0	0	0	0	0	0	0	0	0							
Kimball Twp Precinct 1	290	83	373	0	0	0	0	0	0	0	0	0	0	0							
Kimball Twp Precinct 2	325	75	400	0	0	0	0	0	0	0	0	0	0	0							
Kimball Twp Precinct 3	324	125	449	0	0	0	0	0	0	0	0	0	0	0							
Kimball Twp Precinct 4	291	92	383	0	0	0	0	0	0	0	0	0	0	0							
Lynn Twp Precinct 1	174	63	237	0	0	0	0	0	0	0	0	0	0	0							
Marine City Precinct 1	316	100	416	0	0	0	0	0	0	0	0	0	0	0							
Marine City Precinct 2	368	73	441	0	0	0	0	0	0	0	0	0	0	0							
Marysville City Precinct 1	516	105	621	0	0	0	0	0	0	0	0	0	0	0							
Marysville City Precinct 2	474	65	539	0	0	0	0	0	0	0	0	0	0	0							
Marysville City Precinct 3	412	114	526	0	0	0	0	0	0	0	0	0	0	0							
Marysville City Precinct 4	482	111	593	0	0	0	0	0	0	0	0	0	0	0							
Memphis City Precinct 2	55	15	70	0	0	0	0	0	0	0	0	0	0	0							
Mussey Twp Precinct 1	566	146	712	0	0	0	0	0	0	0	0	0	0	0							
Port Huron City AVCB 1-3	405	76	481	0	0	0	0	0	0	0	0	0	0	0							
Port Huron City AVCB 4-10	374	83	457	0	0	0	0	0	0	0	0	0	0	0							
Port Huron City Precinct 1	414	55	469	0	0	0	0	0	0	0	0	0	0	0							
Port Huron City Precinct 2	393	94	487	0	0	0	0	0	0	0	0	0	0	0							
Port Huron City Precinct 3	377	111	488	0	0	0	0	0	0	0	0	0	0	0							
Port Huron City Precinct 4	257	56	313	0	0	0	0	0	0	0	0	0	0	0							
Port Huron City Precinct 5	208	55	263	0	0	0	0	0	0	0	0	0	0	0							
Port Huron City Precinct 6	273	61	334	0	0	0	0	0	0	0	0	0	0	0							
Port Huron City Precinct 7	182	40	222	0	0	0	0	0	0	0	0	0	0	0							
Port Huron City Precinct 8	292	62	354	0	0	0	0	0	0	0	0	0	0	0							
Port Huron City Precinct 9	304	71	375	0	0	0	0	0	0	0	0	0	0	0							
Port Huron City Precinct 10	215	51	266	0	0	0	0	0	0	0	0	0	0	0							
Port Huron Twp AVCB	659	134	793	0	0	0	0	0	0	0	0	0	0	0							
Port Huron Twp Precinct 1	246	76	322	0	0	0	0	0	0	0	0	0	0	0							
Port Huron Twp Precinct 2	274	57	331	0	0	0	0	0	0	0	0	0	0	0							
Port Huron Twp Precinct 3	197	51	248	0	0	0	0	0	0	0	0	0	0	0							
Port Huron Twp Precinct 4	100	22	122	0	0	0	0	0	0	0	0	0	0	0							
Port Huron Twp Precinct 5	137	24	161	0	0	0	0	0	0	0	0	0	0	0							
Richmond City Precinct 1	0	0	0	0	0	0	0	0	0	0	0	0	0	0							
Riley Twp Precinct 1	448	236	684	0	0	0	0	0	0	0	0	0	0	0							
St. Clair City Precinct 1	351	88	439	0	0	0	0	0	0	0	0	0	0	0							
St. Clair City Precinct 2	395	65	460	0	0	0	0	0	0	0	0	0	0	0							
St. Clair City Precinct 3	297	54	351	0	0	0	0	0	0	0	0	0	0	0							
St. Clair Twp Precinct 1	651	171	822	0	0	0	0	0	0	0	0	0	0	0							
St. Clair Twp Precinct 2	518	178	696	0	0	0	0	0	0	0	0	0	0	0							
Wales Twp Precinct 1	418	187	605	0	0	0	0	0	0	0	0	0	0	0							
Yale City Precinct 1	276	56	332	0	0	0	0	0	0	0	0	0	0	0							
<b>OTHER COUNTIES:</b>																					
Imley Twp (Lapeer) Pct 1																					
Fremont Twp (Sanilac) Pct 1																					
Speaker Twp (Sanilac) Pct 1																					
<b>Grand Totals</b>	<b>25316</b>	<b>7205</b>	<b>32521</b>	<b>493</b>	<b>121</b>	<b>614</b>	<b>659</b>	<b>277</b>	<b>936</b>	<b>600</b>	<b>335</b>	<b>935</b>	<b>678</b>	<b>202</b>	<b>880</b>	<b>1105</b>	<b>1276</b>	<b>2331</b>	<b>246</b>	<b>164</b>	<b>410</b>

Jurisdictions	Greenwood Twp Tax Millage		Kenochee Twp Fire Prot Millage		Port Huron Twp Fire Prot Millage		Brown City Oper Millage		Cross-Lex School Non- Homestead Millage		Port Huron Schools Oper Millage	
	Yes	No	Yes	No	Yes	No	Yes	No	Yes	No	Yes	No
Algonac City Precinct 1	0	0	0	0	0	0	0	0	0	0	0	0
Algonac City Precinct 2	0	0	0	0	0	0	0	0	0	0	0	0
Berlin Twp Precinct 1	0	0	0	0	0	0	0	0	0	0	0	0
Brockway Twp Precinct 1	0	0	0	0	0	0	0	0	0	0	0	0
Burtchville Twp Precinct 1	0	0	0	0	0	0	0	0	0	0	177	139
Burtchville Twp Precinct 2	0	0	0	0	0	0	0	0	133	74	66	65
Burtchville Twp Precinct 3	0	0	0	0	0	0	0	0	0	0	178	128
Casco Twp Precinct 1	0	0	0	0	0	0	0	0	0	0	0	0
Casco Twp Precinct 2	0	0	0	0	0	0	0	0	0	0	0	0
Casco Twp Precinct 3	0	0	0	0	0	0	0	0	0	0	0	0
China Twp Precinct 1	0	0	0	0	0	0	0	0	0	0	0	0
China Twp Precinct 2	0	0	0	0	0	0	0	0	0	0	0	0
Clay Twp AVCB	0	0	0	0	0	0	0	0	0	0	0	0
Clay Twp Precinct 1	0	0	0	0	0	0	0	0	0	0	0	0
Clay Twp Precinct 3	0	0	0	0	0	0	0	0	0	0	0	0
Clay Twp Precinct 4	0	0	0	0	0	0	0	0	0	0	0	0
Clay Twp Precinct 5	0	0	0	0	0	0	0	0	0	0	0	0
Clyde Twp Precinct 1	0	0	0	0	0	0	0	0	0	0	418	399
Clyde Twp Precinct 2	0	0	0	0	0	0	0	0	0	0	106	139
Columbus Twp Precinct 1	0	0	0	0	0	0	0	0	0	0	0	0
Columbus Twp Precinct 3	0	0	0	0	0	0	0	0	0	0	0	0
Cottrellville Twp Precinct 1	0	0	0	0	0	0	0	0	0	0	0	0
East China Twp Precinct 1	0	0	0	0	0	0	0	0	0	0	0	0
East China Twp Precinct 2	0	0	0	0	0	0	0	0	0	0	0	0
Emmett Twp Precinct 1	0	0	0	0	0	0	0	0	0	0	0	0
Fort Gratiot Twp Precinct 1	0	0	0	0	0	0	0	0	0	0	347	170
Fort Gratiot Twp Precinct 2	0	0	0	0	0	0	0	0	0	0	365	271
Fort Gratiot Twp Precinct 3	0	0	0	0	0	0	0	0	0	0	363	216
Fort Gratiot Twp Precinct 4	0	0	0	0	0	0	0	0	0	0	504	356
Fort Gratiot Twp Precinct 5	0	0	0	0	0	0	0	0	0	0	168	101
Grant Twp Precinct 1	0	0	0	0	0	0	0	0	72	46	87	123
Greenwood Twp Precinct 1	286	56	342	0	0	0	0	0	8	3	11	0
Ira Twp Precinct 1	0	0	0	0	0	0	0	0	0	0	0	0
Ira Twp Precinct 2	0	0	0	0	0	0	0	0	0	0	0	0
Ira Twp Precinct 3	0	0	0	0	0	0	0	0	0	0	0	0
Kenochee Twp Precinct 1	0	0	354	135	489	0	0	0	0	0	0	0
Kimball Twp Precinct 1	0	0	0	0	0	0	0	0	0	0	171	201
Kimball Twp Precinct 2	0	0	0	0	0	0	0	0	0	0	194	109
Kimball Twp Precinct 3	0	0	0	0	0	0	0	0	0	0	44	74
Kimball Twp Precinct 4	0	0	0	0	0	0	0	0	0	0	175	175
Lynn Twp Precinct 1	0	0	0	0	0	0	19	11	0	0	0	0
Marine City Precinct 1	0	0	0	0	0	0	0	0	0	0	0	0
Marine City Precinct 2	0	0	0	0	0	0	0	0	0	0	0	0
Marysville City Precinct 1	0	0	0	0	0	0	0	0	0	0	0	0
Marysville City Precinct 2	0	0	0	0	0	0	0	0	0	0	0	0
Marysville City Precinct 3	0	0	0	0	0	0	0	0	0	0	0	0
Marysville City Precinct 4	0	0	0	0	0	0	0	0	0	0	0	0
Memphis City Precinct 2	0	0	0	0	0	0	0	0	0	0	0	0
Mussey Twp Precinct 1	0	0	0	0	0	0	0	0	0	0	0	0
Port Huron City AVCB 1-3	0	0	0	0	0	0	0	0	0	0	281	195
Port Huron City AVCB 4-10	0	0	0	0	0	0	0	0	0	0	260	192
Port Huron City Precinct 1	0	0	0	0	0	0	0	0	0	0	327	142
Port Huron City Precinct 2	0	0	0	0	0	0	0	0	0	0	302	189
Port Huron City Precinct 3	0	0	0	0	0	0	0	0	0	0	297	194
Port Huron City Precinct 4	0	0	0	0	0	0	0	0	0	0	180	134
Port Huron City Precinct 5	0	0	0	0	0	0	0	0	0	0	160	101
Port Huron City Precinct 6	0	0	0	0	0	0	0	0	0	0	199	135
Port Huron City Precinct 7	0	0	0	0	0	0	0	0	0	0	140	80
Port Huron City Precinct 8	0	0	0	0	0	0	0	0	0	0	212	142
Port Huron City Precinct 9	0	0	0	0	0	0	0	0	0	0	236	140
Port Huron City Precinct 10	0	0	0	0	0	0	0	0	0	0	166	98
Port Huron Twp AVCB	0	0	651	143	794	0	0	0	0	0	373	412
Port Huron Twp Precinct 1	0	0	233	89	322	0	0	0	0	0	168	153
Port Huron Twp Precinct 2	0	0	268	58	326	0	0	0	0	0	194	133
Port Huron Twp Precinct 3	0	0	191	56	247	0	0	0	0	0	128	118
Port Huron Twp Precinct 4	0	0	98	24	122	0	0	0	0	0	62	60
Port Huron Twp Precinct 5	0	0	128	32	160	0	0	0	0	0	102	57
Richmond City Precinct 1	0	0	0	0	0	0	0	0	0	0	0	0
Riley Twp Precinct 1	0	0	0	0	0	0	0	0	0	0	0	0
St. Clair City Precinct 1	0	0	0	0	0	0	0	0	0	0	0	0
St. Clair City Precinct 2	0	0	0	0	0	0	0	0	0	0	0	0
St. Clair City Precinct 3	0	0	0	0	0	0	0	0	0	0	0	0
St. Clair Twp Precinct 1	0	0	0	0	0	0	0	0	0	0	0	0
St. Clair Twp Precinct 2	0	0	0	0	0	0	0	0	0	0	0	0
Wales Twp Precinct 1	0	0	0	0	0	0	0	0	0	0	43	54
Yale City Precinct 1	0	0	0	0	0	0	0	0	0	0	0	0
<b>OTHER COUNTIES:</b>												
Imlay Twp (LaPeer) Pct 1												
Fremont Twp (Sanilac) Pct 1												
Speaker Twp (Sanilac) Pct 1												
<b>Grand Totals</b>	<b>286</b>	<b>56</b>	<b>342</b>	<b>354</b>	<b>135</b>	<b>489</b>	<b>1569</b>	<b>402</b>	<b>1971</b>	<b>19</b>	<b>11</b>	<b>30</b>
										<b>213</b>	<b>123</b>	<b>336</b>
											<b>7193</b>	<b>5495</b>
												<b>12688</b>

Jurisdictions	SC4 Millage Renewal		SC4 Facilities village		Totals	
	Yes	No	Yes	No		
Algonac City Precinct 1	227	203	186	243	429	
Algonac City Precinct 2	223	254	477	171	300	471
Berlin Twp Precinct 1	136	98	80	115	195	
Brockway Twp Precinct 1	241	202	443	174	267	441
Burtchville Twp Precinct 1	181	139	320	134	182	316
Burtchville Twp Precinct 2	64	66	130	52	79	131
Burtchville Twp Precinct 3	190	114	304	158	146	304
Casco Twp Precinct 1	83	92	175	58	118	176
Casco Twp Precinct 2	64	62	126	51	75	126
China Twp Precinct 1	275	235	510	175	295	470
China Twp Precinct 2	180	173	353	117	191	308
Clay Twp AVCB	294	441	735	169	478	647
Clay Twp Precinct 1	173	214	387	105	185	290
Clay Twp Precinct 3	152	233	385	117	228	345
Clay Twp Precinct 4	145	211	356	109	216	325
Clay Twp Precinct 5	206	232	438	130	229	359
Clyde Twp Precinct 1	427	393	820	317	456	773
Clyde Twp Precinct 2	177	224	401	126	257	383
Columbus Twp Precinct 1	58	103	161	41	119	160
Columbus Twp Precinct 3	88	88	176	70	104	174
Cottrellville Twp Precinct 1	337	404	741	256	481	737
East China Twp Precinct 1	224	155	379	174	202	376
East China Twp Precinct 2	307	180	487	226	250	476
Emmett Twp Precinct 1	276	257	533	209	323	532
Fort Gratiot Twp Precinct 1	337	177	514	250	204	454
Fort Gratiot Twp Precinct 2	358	279	637	269	328	597
Fort Gratiot Twp Precinct 3	358	221	579	267	265	532
Fort Gratiot Twp Precinct 4	473	383	856	358	421	779
Fort Gratiot Twp Precinct 5	163	105	268	92	125	217
Grant Twp Precinct 1	111	150	261	82	180	262
Greenwood Twp Precinct 1	174	155	329	120	206	326
Ira Twp Precinct 1	56	68	124	42	81	123
Ira Twp Precinct 2	159	215	374	128	244	372
Ira Twp Precinct 3			0			0
Kenockee Twp Precinct 1	224	263	487	145	301	446
Kimball Twp Precinct 1	158	212	370	117	234	351
Kimball Twp Precinct 2	204	197	401	169	220	389
Kimball Twp Precinct 3	186	260	446	135	307	442
Kimball Twp Precinct 4	169	212	381	131	236	367
Lynn Twp Precinct 1	94	113	207	75	132	207
Marine City Precinct 1	236	178	414	189	226	415
Marine City Precinct 2	246	193	439	188	251	439
Manlyville City Precinct 1	379	230	609	283	323	606
Manlyville City Precinct 2	353	186	539	271	260	531
Manlyville City Precinct 3	313	212	525	240	286	526
Manlyville City Precinct 4	365	227	592	279	312	591
Memphis City Precinct 2	37	33	70	29	38	67
Mussey Twp Precinct 1	392	310	702	317	382	699
Port Huron City AVCB 1-3	277	203	480	199	261	460
Port Huron City AVCB 4-10	265	187	452	177	252	429
Port Huron City Precinct 1	303	162	465	270	205	475
Port Huron City Precinct 2	295	199	494	244	264	508
Port Huron City Precinct 3	283	203	486	242	252	494
Port Huron City Precinct 4	173	138	311	144	160	304
Port Huron City Precinct 5	159	106	265	130	124	254
Port Huron City Precinct 6	180	152	332	149	186	335
Port Huron City Precinct 7	135	83	218	123	88	211
Port Huron City Precinct 8	181	173	354	164	190	354
Port Huron City Precinct 9	197	173	370	188	195	383
Port Huron City Precinct 10	149	117	266	123	130	253
Port Huron Twp AVCB	375	387	762	262	499	761
Port Huron Twp Precinct 1	149	154	303	110	192	302
Port Huron Twp Precinct 2	184	144	328	152	176	328
Port Huron Twp Precinct 3	106	127	233	88	144	222
Port Huron Twp Precinct 4	61	67	128	53	75	128
Port Huron Twp Precinct 5	99	65	164	89	76	165
Richmond City Precinct 1			0			0
Riley Twp Precinct 1	242	352	594	177	420	597
St. Clair City Precinct 1	270	168	438	215	223	438
St. Clair City Precinct 2	311	144	455	256	196	452
St. Clair City Precinct 3	212	136	348	176	168	344
St. Clair Twp Precinct 1	501	313	814	400	407	807
St. Clair Twp Precinct 2	375	320	695	268	429	697
Wales Twp Precinct 1	305	303	608	209	389	598
Yale City Precinct 1	186	139	325	149	175	324
<b>OTHER COUNTIES:</b>						
Imlay Twp (Lapeer) Pct 1	3	2	5	3	2	5
Fremont Twp (Sanilac) Pct 1	3	0	3	3	0	3
Speaker Twp (Sanilac) Pct 1	14	21	35	12	23	35
<b>Grand Totals</b>	<b>16266</b>	<b>14090</b>	<b>30356</b>	<b>12356</b>	<b>17002</b>	<b>29358</b>

# **CANVASS OF VOTES CAST**

**St. Clair County, Michigan**

**Primary Election**

**held on**

**Tuesday, August 7, 2018**

**As canvassed by the**

**St. Clair County Board of Canvassers**

201 McMorran Boulevard  
Port Huron, Michigan 48060  
(810) 985-2200



# St. CLAIR COUNTY STATEMENT OF VOTES

Primary Election  
Tuesday, August 7, 2018

OFFICE: St. Clair County Board of Commissioners

			No. of Votes
The total number of votes cast for <b>1st District, County Commissioner (2-Year Term, 1 Position)</b>			
was	<u>Two Thousand Seven Hundred Forty One</u>		votes. 2741
and they were given for the following named persons:			
REP	<b>Greg McConnell</b>	received <u>Two Thousand Seven Hundred Forty One</u>	votes. 2741
The total number of votes cast for <b>2nd District, County Commissioner (2-Year Term, 1 Position)</b>			
was	<u>Two Thousand Six Hundred Thirty Four</u>		votes. 2634
and they were given for the following named persons:			
REP	<b>Karl S. Tomion</b>	received <u>Two Thousand Six Hundred Thirty Four</u>	votes. 2634
The total number of votes cast for <b>4th District, County Commissioner (2-Year Term, 1 Position)</b>			
was	<u>One Thousand Nine Hundred Seventy</u>		votes. 1970
and they were given for the following named persons:			
REP	<b>Harry Dunn</b>	received <u>One Thousand Nine Hundred Seventy</u>	votes. 1970
The total number of votes cast for <b>5th District, County Commissioner (2-Year Term, 1 Position)</b>			
was	<u>Two Thousand Seven Hundred Seventy Seven</u>		votes. 2777
and they were given for the following named persons:			
REP	<b>Jeff Bohm</b>	received <u>Two Thousand Seven Hundred Seventy Seven</u>	votes. 2777
The total number of votes cast for <b>6th District, County Commissioner (2-Year Term, 1 Position)</b>			
was	<u>Two Thousand Six Hundred Two</u>		votes. 2602
and they were given for the following named persons:			
REP	<b>David Rushing</b>	received <u>Two Thousand Six Hundred Two</u>	votes. 2602
The total number of votes cast for <b>7th District, County Commissioner (2-Year Term, 1 Position)</b>			
was	<u>Three Thousand Six</u>		votes. 3006
and they were given for the following named persons:			
REP	<b>Bill Gratopp</b>	received <u>Three Thousand Six</u>	votes. 3006

## St. CLAIR COUNTY STATEMENT OF VOTES

Primary Election  
Tuesday, August 7, 2018

OFFICE: St. Clair County Board of Commissioners

	No. of Votes
<hr/>	
The total number of votes cast for <b>2nd District, County Commissioner (2-Year Term, 1 Position)</b>	
was <u>Two Thousand Three Hundred Eighty Nine</u>	votes. 2389
and they were given for the following named persons:	
<b>DEM Laurie Sample-Wynn</b> received <u>Two Thousand Three Hundred Eighty Nine</u>	votes. 2389
<hr/>	
The total number of votes cast for <b>3rd District, County Commissioner (2-Year Term, 1 Position)</b>	
was <u>One Thousand Five Hundred Twenty Eight</u>	votes. 1528
and they were given for the following named persons:	
<b>DEM Alphonso Amos</b> received <u>Seven Hundred Twenty Five</u>	votes. 725
<b>DEM Howard T. Heidemann</b> received <u>Eight Hundred Three</u>	votes. 803
<hr/>	
The total number of votes cast for <b>4th District, County Commissioner (2-Year Term, 1 Position)</b>	
was <u>One Thousand Six Hundred Forty Four</u>	votes. 1644
and they were given for the following named persons:	
<b>DEM James Papineau</b> received <u>One Thousand Six Hundred Forty Four</u>	votes. 1644
<hr/>	
End of listing	

CERTIFICATE OF DETERMINATION

STATE OF MICHIGAN )

) ss.

COUNTY OF ST. CLAIR )

The Board of Canvassers of the COUNTY OF ST. CLAIR having Ascertained and Canvassed the Votes of said COUNTY OF ST. CLAIR at the PRIMARY Election, held on the 7th day of AUGUST, in the year Two Thousand EIGHTEEN.

Do Hereby Certify and Determine:

PARTISAN OFFICES

County Commissioner Offices:

Having received sufficient number of votes, Greg McConnell is nominated by the Republican Party for the office of County Commissioner - District 1.

Having received sufficient number of votes, Karl S. Tomion is nominated by the Republican Party for the office of County Commissioner - District 2.

Having received sufficient number of votes, Laurie Sample-Wynn is nominated by the Democratic Party for the office of County Commissioner - District 2.

Having received sufficient number of votes, Howard T. Heidemann is nominated by the Democratic Party for the office of County Commissioner - District 3.

Having received sufficient number of votes, Harry Dunn is nominated by the Republican Party for the office of County Commissioner - District 4.

Having received sufficient number of votes, James Papineau is nominated by the Democratic Party for the office of County Commissioner - District 4.

Having received sufficient number of votes, Jeff Bohm is nominated by the Republican Party for the office of County Commissioner - District 5.

Having received sufficient number of votes, David Rushing is nominated by the Republican Party for the office of County Commissioner - District 6.

Having received sufficient number of votes, Bill Gratopp is nominated by the Republican Party for the office of County Commissioner - District 7.

**CERTIFICATE OF DETERMINATION**

**PARTISAN OFFICES**

**Clay Township Offices:**

Having received sufficient number of votes, Kristi Hiltunen is nominated by the Republican Party for the office of Clay Township Treasurer - Partial Term Ending 11/20/2020.

**East China Offices:**

Having received sufficient number of votes, no candidates filed is nominated by the \_\_\_\_\_ for the office of \_\_\_\_\_.

**Ira Township Offices:**

Having received sufficient number of votes, James J. Endres Jr. is nominated by the Republican Party for the office of Ira Township Supervisor - Partial Term Ending 11/20/2020.

Having received sufficient number of votes, James Jacob is nominated by the Republican Party for the office of Ira Township Trustee - Partial Term Ending 11/20/2020.

**St. Clair Township Offices:**

Having received sufficient number of votes, Mike Boulier is nominated by the Republican Party for the office of St. Clair Township Supervisor - Partial Term Ending 11/20/2020.

Having received sufficient number of votes, Brenda Boeck is nominated by the Republican Party for the office of St. Clair Township Trustee - Partial Term Ending 11/20/2020.

**Wales Township Offices:**

Having received sufficient number of votes, Elizabeth A. Masters is nominated by the Democratic Party for the office of Wales Township Supervisor - Partial Term Ending 11/20/2020.

Having received sufficient number of votes, Larry D. Thomson is nominated by the Republican Party for the office of Wales Township Trustee - Partial Term Ending 11/20/2020.

## CERTIFICATE OF DETERMINATION

### NON-PARTISAN OFFICES

#### Marine City Offices:

Having received sufficient number of votes, Jacob D. Bryson is nominated to appear on the General Election ballot in November in the office of Marine City Commissioner

Having received sufficient number of votes, Michael R. Hilferink is nominated to appear on the General Election ballot in November in the office of Marine City Commissioner

Having received sufficient number of votes, Wendy Kellehan is nominated to appear on the General Election ballot in November in the office of Marine City Commissioner

Having received sufficient number of votes, Raymond Meli is nominated to appear on the General Election ballot in November in the office of Marine City Commissioner

Having received sufficient number of votes, Charles E. Seigneurie is nominated to appear on the General Election ballot in November in the office of Marine City Commissioner

Having received sufficient number of votes, Cheryl Vercammen is nominated to appear on the General Election ballot in November in the office of Marine City Commissioner

# St. CLAIR COUNTY STATEMENT OF VOTES

Primary Election  
Tuesday, August 7, 2018

OFFICE: Clay Township Offices

No. of Votes

---

The total number of votes cast for **Treasurer (Partial Term Ending 11/20/2020, 1 position)**

was One Thousand Two Hundred Eighty Seven votes. 1287

and they were given for the following named persons:

**REP Kristi Hiltunen** received One Thousand Two Hundred Eighty Seven votes. 1287

---

End of listing

# St. CLAIR COUNTY STATEMENT OF VOTES

Primary Election  
Tuesday, August 7, 2018

OFFICE: East China Township Offices

No. of Votes

---

The total number of votes cast for **Park Commissioner (Partial Term Ending 11/20/2020, Vote for not more than 2)**  
 was Zero votes. 0

and they were given for the following named persons:

**No declared write-ins filed** received Zero votes. 0

---

End of listing

**St. CLAIR COUNTY STATEMENT OF VOTES**

Primary Election  
 Tuesday, August 7, 2018

OFFICE: **Ira Township Offices**

No. of Votes

---

The total number of votes cast for **Supervisor (Partial Term Ending 11/20/2020, 1 position)**  
 was Five Hundred Fifty Five votes. 555

and they were given for the following named persons:

REP **James J. Endres, Jr.** received Five Hundred Fifty Five votes. 555

---

The total number of votes cast for **Treasurer (Partial Term Ending 11/20/2020, 1 position)**  
 was Five Hundred Seventy Three votes. 573

and they were given for the following named persons:

REP **James Jacob** received Three Hundred Seventy Nine votes. 379

REP **Marty McGrath** received One Hundred Ninety Four votes. 194

---

 End of listing



**St. CLAIR COUNTY STATEMENT OF VOTES**

Primary Election  
 Tuesday, August 7, 2018

OFFICE: St. Clair Township Offices

			No. of Votes
<hr/>			
The total number of votes cast for	<b>Supervisor (Partial term ending 11/20/2020, 1 position)</b>		
was	<u>Nine Hundred</u>		votes. 900
and they were given for the following named persons:			
REP	<b>Mike Boulier</b>	received <u>Nine Hundred</u>	votes. 900
<hr/>			
The total number of votes cast for	<b>Trustee (Partial Term Ending 11/20/2020, 1 position)</b>		
was	<u>Eight Hundred Forty Four</u>		votes. 844
and they were given for the following named persons:			
REP	<b>Brenda Boeck</b>	received <u>Eight Hundred Forty Four</u>	votes. 844
<hr/>			
End of listing			

# St. CLAIR COUNTY STATEMENT OF VOTES

Primary Election  
Tuesday, August 7, 2018

OFFICE: Wales Township Offices

		No. of Votes
The total number of votes cast for <b>Supervisor (Partial term ending 11/20/2020, 1 position)</b>		
was <u>Two Hundred Forty Five</u>		votes. 245
and they were given for the following named persons:		
<b>DEM Elizabeth A. Masters</b>	received <u>Two Hundred Forty Five</u>	votes. 245
The total number of votes cast for <b>Trustee (Partial Term Ending 11/20/2020, 1 position)</b>		
was <u>Two Hundred Ninety One</u>		votes. 291
and they were given for the following named persons:		
<b>REP Larry D. Thomson</b>	received <u>Two Hundred Ninety One</u>	votes. 291
End of listing		

**St. CLAIR COUNTY STATEMENT OF VOTES**

Primary Election  
 Tuesday, August 7, 2018

OFFICE: Marine City City Offices

No. of Votes

---

 The total number of votes cast for **City Commissioner (4-Year Term, Vote for not more than 3)**

 was One Thousand Seven Hundred Seventeen votes. 1717

and they were given for the following named persons:

NP	Jacob D. Bryson	received	<u>Two Hundred Ninety Seven</u>	votes.	297
NP	Michael R. Hilferink	received	<u>Two Hundred Twenty Nine</u>	votes.	229
NP	Wendy Kellehan	received	<u>Three Hundred Nine</u>	votes.	309
NP	Raymond Meli	received	<u>Two Hundred Nineteen</u>	votes.	219
NP	Gerry Scherlinck	received	<u>One Hundred Thirty Three</u>	votes.	133
NP	Charles E. Seigneurie	received	<u>Two Hundred Thirty</u>	votes.	230
NP	Cheryl Vercammen	received	<u>Three Hundred</u>	votes.	300

---

 End of listing

# St. CLAIR COUNTY STATEMENT OF VOTES

Primary Election

Tuesday, August 7, 2018

## Ballot Proposals: County

No. of Votes

### ST. CLAIR COUNTY PROPOSITION 1: Renewal of St. Clair County Senior Citizens Millage

The total number of votes cast for and against the following proposal:

To raise funds to be used for the sole purpose of providing senior citizens services in St. Clair County, shall St. Clair County be authorized to levy a millage of .8 mills per year, which constitutes renewal of a previously approved voter authorized millage, for a period of four years, being 2018 through 2021, generating estimated revenues for the first year the millage is authorized and levied of \$4,639,741?

was Thirty Two Thousand Five Hundred Twenty One votes. 32521

and they were given as follows:

YES received Twenty Five Thousand Three Hundred Sixteen votes. 25316

NO received Seven Thousand Two Hundred Five votes. 7205

# St. CLAIR COUNTY STATEMENT OF VOTES

Primary Election

Tuesday, August 7, 2018

## Ballot Proposals: Local Cities/Townships

No. of Votes

### **BERLIN TOWNSHIP: Millage Renewal for Fire Department Operation**

The total number of votes cast for and against the following proposal:

Shall the annual assessment on all lands and premises in the Township of Berlin (St. Clair County - Michigan) which comprises a special assessment district previously approved by the electors pursuant to Act 33 of the Public Acts of 1951, as amended, be renewed for a sum not to exceed (\$2.00) two dollars for each \$1,000.00 of the taxable value of such property for a period of ten (10) years (commencing 2020 and ending 2030 - all inclusive) - for the purpose of providing funds for the operation (including the purchase of equipment, vehicles and apparatus and providing housing for the same) of the Berlin Township Fire Department?

The estimated revenue to be collected in the first year that the millage is renewed and levied is \$225,063.00.

The proposed millage is a renewal of a previously authorized millage and does not constitute new additional millage.

was **Six Hundred Fourteen** votes. 614

and they were given as follows:

YES received **Four Hundred Ninety Three** votes. 493

NO received **One Hundred Twenty One** votes. 121

# St. CLAIR COUNTY STATEMENT OF VOTES

Primary Election

Tuesday, August 7, 2018

## Ballot Proposals: Local Cities/Townships

No. of Votes

### **BURTCHVILLE TOWNSHIP: Road Millage Request of One (1.000) MIL**

The total number of votes cast for and against the following proposal:

Shall the one mil (\$1.00 per \$1,000 of taxable value) in the 15 mil tax limitation imposed under Article IX, Section 6 of the Michigan Constitution on general ad valorem taxes within Burtchville Township be approved for the 10 year period of 2018 through 2027 inclusive, for the purpose of providing funds for the Improvement/Maintenance of the Burtchville Township road system; and, shall the Township levy such millage for said purpose, thereby raising in the first year an estimated \$129,961.00?

was **Nine Hundred Thirty Five** votes. 935

and they were given as follows:

YES received **Six Hundred** votes. 600

NO received **Three Hundred Thirty Five** votes. 335

### **BURTCHVILLE TOWNSHIP: Bus Millage Renewal and Increase Back to the Original Rate of One Half Mil (0.5000) of One Mil**

The total number of votes cast for and against the following proposal:

Shall the previously voted one half (0.5000) of one mil (\$0.50 per \$1,000 of taxable value) in the 15 mil tax limitation imposed under Article IX, Section 6 of the Michigan Constitution on general ad valorem taxes within Burtchville Township be renewed for the 2 year period of 2019 through 2020 inclusive, for the purpose of providing funds for the operation of the Burtchville Township Bus Transportation; and, shall the Township levy such renewal in millage for said purpose, thereby raising in the first year an estimated \$60,107.38?

was **Nine Hundred Thirty Six** votes. 936

and they were given as follows:

YES received **Six Hundred Fifty Nine** votes. 659

NO received **Two Hundred Seventy Seven** votes. 277

# St. CLAIR COUNTY STATEMENT OF VOTES

Primary Election

Tuesday, August 7, 2018

## Ballot Proposals: Local Cities/Townships

No. of Votes

---

### CHINA TOWNSHIP: Renewal of Millage for Road and Ditch Improvement and Maintenance

The total number of votes cast for and against the following proposal:

Shall the Constitutional limitation upon the total amount of taxes which may be levied on all taxable real and personal property in the Charter Township of China, St. Clair County, Michigan be renewed at one (1.00) mill (\$1.00 for each \$1,000.00) of the taxable value of such real and personal property, as finally equalized, pursuant to 33 PA 1951, as amended, for a period of four (4) years commencing 2018 through 2021, inclusive, for the purpose of providing road maintenance and improvements and ditch maintenance and improvements within the township? The estimated revenue to be collected in the first year that the millage is authorized and levied is \$493,300.00. The proposed millage is a renewal of a previously authorized millage and does not constitute new additional millage.

was Eight Hundred Eighty votes. 880

and they were given as follows:

YES received Six Hundred Seventy Eight votes. 678

NO received Two Hundred Two votes. 202

---

# St. CLAIR COUNTY STATEMENT OF VOTES

Primary Election

Tuesday, August 7, 2018

## Ballot Proposals: Local Cities/Townships

No. of Votes

---

### CLAY TOWNSHIP: Bond Proposal

The total number of votes cast for and against the following proposal:

Shall the Township of Clay, County of St. Clair, Michigan, borrow the principal sum of not to exceed Two Million Seventy Thousand Dollars (\$2,070,000) and issue its general obligation unlimited tax bonds payable over a period of not to exceed twenty (20) years from date of issuance, to be used by the Township for the purpose of paying the cost of acquiring and installing equipment for the fire department, together with building and site improvements? The estimated millage to be levied in 2018 is 0.33 mills (\$0.33 per \$1,000 of taxable value) and the estimated simple average annual millage rate required to retire the bonds is 0.27 mills (\$0.27 per \$1,000 of taxable value).

was Two Thousand Three Hundred Thirty One votes. 2331

and they were given as follows:

YES received One Thousand One Hundred Five votes. 1105

NO received One Thousand Two Hundred Twenty Six votes. 1226

---



# St. CLAIR COUNTY STATEMENT OF VOTES

Primary Election

Tuesday, August 7, 2018

## Ballot Proposals: Local Cities/Townships

No. of Votes

---

### GRANT TOWNSHIP: Fire Vehicles & Equipment Proposal

The total number of votes cast for and against the following proposal:

Shall Grant Township authorize a new additional millage of up to one mill (\$1.00 per \$1000 of taxable value), within the tax limitation imposed under Article IX, Section 6, of the Michigan Constitution, and levy it for 10 years, 2018-2027, inclusive, for the sole purpose of purchasing fire department vehicles and equipment; which one mill rate will raise an estimated \$63,878.00 in the first year that this millage is levied.

was Four Hundred Ten votes. 410

and they were given as follows:

YES received Two Hundred Forty Six votes. 246

NO received One Hundred Sixty Four votes. 164

---

# St. CLAIR COUNTY STATEMENT OF VOTES

Primary Election

Tuesday, August 7, 2018

## Ballot Proposals: Local Cities/Townships

No. of Votes

---

### GREENWOOD TOWNSHIP: Tax Millage Renewal Proposition

The total number of votes cast for and against the following proposal:

Shall the 15 mill tax limitation on general ad valorem taxed within Greenwood Township imposed under Article IX, Sec. 6 of the Michigan Constitution be renewed for said township by 2 mills (\$2.00 per \$1000 of taxable value) for the period 2019 through 2022 inclusive for the purpose of rubbish collection, chloride, road improvement and fire protection, and shall the township levy such millage for such purpose during such period, which will raise in the first year of such levy an estimated \$290,480.04.

was Three Hundred Forty Two votes. 342

and they were given as follows:

YES received Two Hundred Eighty Six votes. 286

NO received Fifty Six votes. 56

---

# St. CLAIR COUNTY STATEMENT OF VOTES

Primary Election

Tuesday, August 7, 2018

## Ballot Proposals: Local Cities/Townships

No. of Votes

---

### KENOCKEE TOWNSHIP: Renewal of Fire Protection Millage

The total number of votes cast for and against the following proposal:

Shall the previously voted increase in the tax limitation imposed under Article IX, Section 6 of the Michigan Constitution on all taxable real and tangible personal property in the Township of Kenockee, St. Clair County, Michigan, reduced by the required rollback to 1.5892 mills, be renewed at 1.5892 mills (\$1.5892 per \$1,000.00 taxable value) for a period of four (4) years, 2018 through 2021, inclusive, for the purpose of providing funds for fire protection for the Township including, but not limited to contracting with abutting townships; purchasing firefighting equipment and fire-extinguishing apparatus and equipment; and operating the Township Fire Department; and shall the Township levy such renewal in millage for said purposes, hereby, raising in the first year \$131,914.00?

was Four Hundred Eighty Nine votes. 489

and they were given as follows:

YES received Three Hundred Fifty Four votes. 354

NO received One Hundred Thirty Five votes. 135

---

# St. CLAIR COUNTY STATEMENT OF VOTES

Primary Election

Tuesday, August 7, 2018

## Ballot Proposals: Local Cities/Townships

No. of Votes

---

### PORT HURON TOWNSHIP PROPOSAL: Fire Protection Millage Renewal Proposition

The total number of votes cast for and against the following proposal:

Shall the Charter Township of Port Huron renew the previously authorized millage in an amount not to exceed 1.5 mills (\$1.50 per \$1,000 of state taxable value) on all real and personal property in the Township, not exempt by law, for a period of 4 years, commencing in 2018 through 2022 inclusive, for the purpose of continued 24 hour, 7 days a week, 52 weeks a year Fire Department protection for the Township, thereby raising in the first year the millage is authorized and levied an estimated \$365,791.21. Shall the proposition be approved?

was One Thousand Nine Hundred Seventy One votes. 1971

and they were given as follows:

YES received One Thousand Five Hundred Sixty Nine votes. 1569

NO received Four Hundred Two votes. 402

---

# St. CLAIR COUNTY STATEMENT OF VOTES

Primary Election

Tuesday, August 7, 2018

## Ballot Proposals: School Districts

No. of Votes

### **BROWN CITY COMMUNITY SCHOOLS: Operating Millage Proposal**

The total number of votes cast for and against the following proposal:

This proposal will allow the school district to continue to levy the statutory rate of not to exceed 18 mills on all property, except principal residence and other property exempted by law, required for the school district to receive its revenue per pupil foundation allowance and restores millage lost as a result of the reduction required by the Michigan Constitution of 1963.

Shall the currently authorized millage rate limitation on the amount of taxes which may be assessed against all property, except principal residence and other property exempted by law, in Brown City Community Schools, Sanilac, Lapeer and St. Clair Counties, Michigan, be renewed by 17.9711 mills (\$17.9711 on each \$1,000 of taxable valuation) for a period of 10 years, 2019 to 2028, inclusive, and also be increased by .5 mill (\$0.50 on each \$1,000 of taxable valuation) for a period of 10 years, 2019 to 2028, inclusive, to provide funds for operating purposes; the estimate of the revenue the school district will collect if the millage is approved and 18 mills are levied in 2019 is approximately \$515,187 (this is a renewal of millage that will expire with the 2018 levy and to restore millage lost as a result of the reduction required by the Michigan Constitution of 1963 and will be levied only to the extent necessary to restore that reduction)?

was Thirty votes. 30

and they were given as follows:

YES received Nineteen votes. 19

NO received Eleven votes. 11

# St. CLAIR COUNTY STATEMENT OF VOTES

Primary Election

Tuesday, August 7, 2018

## Ballot Proposals: School Districts

No. of Votes

---

### CROSWELL-LEXINGTON SCHOOL DISTRICT: Renewal of Operational Non-Homestead Millage

The total number of votes cast for and against the following proposal:

Shall the limitation on the amount of taxes which may be assessed against all property, except principal residences and other property exempted by law, in Croswell-Lexington Community Schools, Sanilac and St. Clair Counties, Michigan, of up to 19 mills (\$19.00 on each \$1,000 of taxable value) of which a maximum of 18 mills can be collected, be renewed for a period of ten years, 2019 through 2028, inclusive, to provide funds to support the operations of Croswell-Lexington Schools? If approved this millage would raise estimated revenues of \$3,596,993 the first year it is levied and collected.

was Three Hundred Thirty Six votes. 336

and they were given as follows:

YES received Two Hundred Thirteen votes. 213

NO received One Hundred Twenty Three votes. 123

---

# St. CLAIR COUNTY STATEMENT OF VOTES

Primary Election

Tuesday, August 7, 2018

## Ballot Proposals: School Districts

No. of Votes

---

### PORT HURON AREA SCHOOL DISTRICT: Operating Millage Proposal

The total number of votes cast for and against the following proposal:

This proposal would authorize the Port Huron Area School District to continue to levy up to 18.00 mills for general school district operating purposes on non-homestead taxable property (principally industrial and commercial real property and residential rental property) which currently expires with the School District's 2018 tax levy and (i) renew the School District's authority to levy the statutory limit of 18 mills on non-homestead property, and (ii) increase that authority by 1 mill to protect against future Headlee rollbacks of that amount. The authorization will allow the School District to continue to receive revenues at the full per pupil foundation allowance permitted by the State. Under existing law, the School District will levy no more than 18 mills on non-homestead property. Owner occupied homes are exempt from this levy.

Shall the limitation on the amount of taxes which may be imposed on taxable property in Port Huron Area School District, County of St. Clair, Michigan, be increased to 19 mills (\$19.00 per \$1,000 of taxable value), with 18 mills being the maximum allowable levy (\$18.00 per \$1,000 of taxable value), to the extent such property is not statutorily exempt, for a period of five (5) years, 2019 to 2023, inclusive, to provide funds for operating expenses of the school district? This millage would raise approximately \$11,558,100 in the first year of levy.

was Twelve Thousand Six Hundred Eighty Eight votes. 12688

and they were given as follows:

YES received Seven Thousand One Hundred Ninety Three votes. 7193

NO received Five Thousand Four Hundred Ninety Five votes. 5495

---

# St. CLAIR COUNTY STATEMENT OF VOTES

Primary Election

Tuesday, August 7, 2018

## Ballot Proposals: St. Clair County Community College (SC4)

No. of Votes

### SC4: Millage Renewal Proposition

The total number of votes cast for and against the following proposal:

Shall the increase of the maximum annual tax rate previously approved by the electors of the St. Clair County Community College District, State of Michigan in the amount of one-half mill (\$0.50 per \$1,000 of taxable value) as reduced through 2017 to .4951 mills by the Headlee Amendment, be renewed for four (4) years July 1, 2019 through June 30, 2023, to be used to provide job training and retraining for workers in the College service area; repair and update the College's technology, equipment and buildings; and to maintain and expand junior-senior/four year college offerings? If approved and levied in its entirety, the millage would raise an estimated \$2,641,212 in its first year.

was Thirty Thousand Three Hundred Fifty Six votes. 30356

and they were given as follows:

YES received Sixteen Thousand Two Hundred Sixty Six votes. 16266

NO received Fourteen Thousand Ninety votes. 14090

### SC4: Facilities Improvement and Program Support Millage Proposition

The total number of votes cast for and against the following proposal:

Shall the maximum annual tax rate previously approved by the electors of the St. Clair County Community College District, State of Michigan be increased in the amount of one-half mill (\$0.50 per \$1,000 of taxable value) for four (4) years from July 1, 2019 through June 30, 2023 inclusive? If approved funds from this millage will be used to improve College facilities and to maintain quality and provide support to programs offered by the College. If approved and levied in its entirety, the millage would raise an estimated \$2,667,352 in its first year.

was Twenty Nine Thousand Three Hundred Fifty Eight votes. 29358

and they were given as follows:

YES received Twelve Thousand Three Hundred Fifty Six votes. 12356

NO received Seventeen Thousand Two votes. 17002



CERTIFICATE OF DETERMINATION

BALLOT PROPOSALS

Do Hereby Certify and Determine:

That the following proposals or questions were passed or defeated as indicated below:

Name of Proposition	Result
1 County, Senior Citizens Millage	having <u>received</u> sufficient votes was <u>passed</u> .
2 Berlin Twp, Fire Dept Oper. Renewal	having <u>received</u> sufficient votes was <u>passed</u> .
3 Burtchville Twp, Road Millage	having <u>received</u> sufficient votes was <u>passed</u> .
4 Burtchville Twp, Bus Millage	having <u>received</u> sufficient votes was <u>passed</u> .
5 China Twp, Road/Ditch Improvement/Main.	having <u>received</u> sufficient votes was <u>passed</u> .
6 Clay Twp, Bond Proposal, Fire Dept.	having <u>not received</u> sufficient votes was <u>defeated</u> .
7 Grant Twp, Fire Vehicles & Equipment	having <u>received</u> sufficient votes was <u>passed</u> .
8 Greenwood Twp, Tax Millage Renewal	having <u>received</u> sufficient votes was <u>passed</u> .
9 Kenockee Twp, Fire Protection Millage	having <u>received</u> sufficient votes was <u>passed</u> .
10 Port Huron Twp, Fire Protection Renewal	having <u>received</u> sufficient votes was <u>passed</u> .
11 Brown City Schools, Operating Millage	having <u>received</u> sufficient votes was <u>passed</u> .
12 Croswell-Lexington Schools, Non-Homestead	having <u>received</u> sufficient votes was <u>passed</u> .
13 Port Huron Schools, Operating Millage	having <u>received</u> sufficient votes was <u>passed</u> .
14 St. Clair Co. Comm. College, Millage renewal	having <u>received</u> sufficient votes was <u>passed</u> .
15 St. Clair Co. Comm. College, Facilities Improv.	having <u>not received</u> sufficient votes was <u>defeated</u> .

In Witness Whereof, We have hereunto set our hands and affixed the Seal of the County of St. Clair on this 14th day of August in the year two thousand eighteen.

Board of Canvassers:

Yvonne J. Williams  
Yvonne J. Williams, Chairperson

Wladimir E. Boldyreff  
Wladimir E. Boldyreff

Rachael Dickinson  
Rachael Dickinson

Keith P. Stieber  
Keith P. Stieber

Clerk of Board of Canvassers:

[Signature]  
St. Clair County Clerk

SEAL

# **CANVASS OF VOTES CAST**

**St. Clair County, Michigan**

**Primary Election  
held on  
Tuesday, August 7, 2018**

**As determined by the  
St. Clair County Board of Canvassers**

201 McMorran Boulevard  
Port Huron, Michigan 48060  
(810) 985-2200

# St. CLAIR COUNTY STATEMENT OF VOTES

Primary Election

Tuesday, August 7, 2018

## Ballot Proposals: School Districts

No. of Votes

---

### BROWN CITY COMMUNITY SCHOOLS: Operating Millage Proposal

The total number of votes cast for and against the following proposal:

This proposal will allow the school district to continue to levy the statutory rate of not to exceed 18 mills on all property, except principal residence and other property exempted by law, required for the school district to receive its revenue per pupil foundation allowance and restores millage lost as a result of the reduction required by the Michigan Constitution of 1963.

Shall the currently authorized millage rate limitation on the amount of taxes which may be assessed against all property, except principal residence and other property exempted by law, in Brown City Community Schools, Sanilac, Lapeer and St. Clair Counties, Michigan, be renewed by 17.9711 mills (\$17.9711 on each \$1,000 of taxable valuation) for a period of 10 years, 2019 to 2028, inclusive, and also be increased by .5 mill (\$.50 on each \$1,000 of taxable valuation) for a period of 10 years, 2019 to 2028, inclusive, to provide funds for operating purposes; the estimate of the revenue the school district will collect if the millage is approved and 18 mills are levied in 2019 is approximately \$515,187 (this is a renewal of millage that will expire with the 2018 levy and to restore millage lost as a result of the reduction required by the Michigan Constitution of 1963 and will be levied only to the extent necessary to restore that reduction)?

was Thirty votes. 30

and they were given as follows:

YES received Nineteen votes. 19

NO received Eleven votes. 11

---

Jurisdictions	Greenwood Twp Tax Millage			Kenosha Twp Fire Prot Millage			Port Huron Twp Fire Prot Millage			Brown City Oper Millage			Cres-Lex School Non-Homestead Millage			Port Huron Schools Oper Millage		
	Yes	No	Totals	Yes	No	Totals	Yes	No	Totals	Yes	No	Totals	Yes	No	Totals	Yes	No	Totals
Algonac City Precinct 1			0			0			0			0			0			0
Algonac City Precinct 2			0			0			0			0			0			0
Berlin Twp Precinct 1			0			0			0			0			0			0
Brockway Twp Precinct 1			0			0			0			0			0			0
Burtchville Twp Precinct 1			0			0			0			0			177	139	316	
Burtchville Twp Precinct 2			0			0			0	133	74	207	66	65	131			
Burtchville Twp Precinct 3			0			0			0			0	178	128	306			
Casco Twp Precinct 1			0			0			0			0			0			0
Casco Twp Precinct 2			0			0			0			0			0			0
China Twp Precinct 1			0			0			0			0			0			0
China Twp Precinct 2			0			0			0			0			0			0
Clay Twp AVCB			0			0			0			0			0			0
Clay Twp Precinct 1			0			0			0			0			0			0
Clay Twp Precinct 3			0			0			0			0			0			0
Clay Twp Precinct 4			0			0			0			0			0			0
Clay Twp Precinct 5			0			0			0			0			0			0
Clyde Twp Precinct 1			0			0			0			0	418	399	817			
Clyde Twp Precinct 2			0			0			0			0	106	139	245			
Columbus Twp Precinct 1			0			0			0			0			0			0
Columbus Twp Precinct 3			0			0			0			0			0			0
Cottrellville Twp Precinct 1			0			0			0			0			0			0
East China Twp Precinct 1			0			0			0			0			0			0
East China Twp Precinct 2			0			0			0			0			0			0
Emmett Twp Precinct 1			0			0			0			0			0			0
Fort Gratiot Twp Precinct 1			0			0			0			0	347	170	517			
Fort Gratiot Twp Precinct 2			0			0			0			0	365	271	636			
Fort Gratiot Twp Precinct 3			0			0			0			0	363	216	579			
Fort Gratiot Twp Precinct 4			0			0			0			0	504	356	860			
Fort Gratiot Twp Precinct 5			0			0			0			0	168	101	269			
Grant Twp Precinct 1			0			0			0	72	46	118	87	123	210			
Greenwood Twp Precinct 1	286	56	342			0			0	8	3	11			0			0
Ira Twp Precinct 1			0			0			0			0			0			0
Ira Twp Precinct 2			0			0			0			0			0			0
Ira Twp Precinct 3			0			0			0			0			0			0
Kenosha Twp Precinct 1			0	354	135	489			0			0	0	0	0			0
Kimball Twp Precinct 1			0			0			0			0	171	201	372			
Kimball Twp Precinct 2			0			0			0			0	194	209	403			
Kimball Twp Precinct 3			0			0			0			0	44	74	118			
Kimball Twp Precinct 4			0			0			0			0	175	175	350			
Lynn Twp Precinct 1			0			0			19	11	30			0	0			0
Marine City Precinct 1			0			0			0			0			0			0
Marine City Precinct 2			0			0			0			0			0			0
Marysville City Precinct 1			0			0			0			0			0			0
Marysville City Precinct 2			0			0			0			0			0			0
Marysville City Precinct 3			0			0			0			0			0			0
Marysville City Precinct 4			0			0			0			0			0			0
Memphis City Precinct 2			0			0			0			0			0			0
Mussey Twp Precinct 1			0			0			0			0			0			0
Port Huron City AVCB 1-3			0			0			0			0	281	195	476			
Port Huron City AVCB 4-10			0			0			0			0	260	192	452			
Port Huron City Precinct 1			0			0			0			0	327	142	469			
Port Huron City Precinct 2			0			0			0			0	302	189	491			
Port Huron City Precinct 3			0			0			0			0	297	194	491			
Port Huron City Precinct 4			0			0			0			0	180	134	314			
Port Huron City Precinct 5			0			0			0			0	160	101	261			
Port Huron City Precinct 6			0			0			0			0	199	135	334			
Port Huron City Precinct 7			0			0			0			0	140	80	220			
Port Huron City Precinct 8			0			0			0			0	212	142	354			
Port Huron City Precinct 9			0			0			0			0	236	140	376			
Port Huron City Precinct 10			0			0			0			0	166	98	264			
Port Huron Twp AVCB			0			0	651	143	794			0	373	412	785			
Port Huron Twp Precinct 1			0			0	233	89	322			0	168	153	321			
Port Huron Twp Precinct 2			0			0	268	58	326			0	194	133	327			
Port Huron Twp Precinct 3			0			0	191	56	247			0	128	118	246			
Port Huron Twp Precinct 4			0			0	98	24	122			0	62	60	122			
Port Huron Twp Precinct 5			0			0	128	32	160			0	102	57	159			
Richmond City Precinct 1			0			0			0			0			0			0
Riley Twp Precinct 1			0			0			0			0			0			0
St. Clair City Precinct 1			0			0			0			0			0			0
St. Clair City Precinct 2			0			0			0			0			0			0
St. Clair City Precinct 3			0			0			0			0			0			0
St. Clair Twp Precinct 1			0			0			0			0			0			0
St. Clair Twp Precinct 2			0			0			0			0			0			0
Wales Twp Precinct 1			0			0			0			0	43	54	97			
Yale City Precinct 1			0			0			0			0			0			0
OTHER COUNTIES:																		
Inlay Twp (Lapeer) Pct 1																		
Fremont Twp (Sanilac) Pct 1																		
Speaker Twp (Sanilac) Pct 1																		
Grand Totals	286	56	342	354	135	489	1569	402	1971	19	11	30	213	123	336	7193	5495	12688



# **CANVASS OF VOTES CAST**

**St. Clair County, Michigan**

**Primary Election**

**held on**

**Tuesday, August 7, 2018**

**As determined by the**

**St. Clair County Board of Canvassers**

201 McMorran Boulevard  
Port Huron, Michigan 48060  
(810) 985-2200

# St. CLAIR COUNTY STATEMENT OF VOTES

Primary Election

Tuesday, August 7, 2018

## Ballot Proposals: School Districts

No. of Votes

---

### CROSWELL-LEXINGTON SCHOOL DISTRICT: Renewal of Operational Non-Homestead Millage

The total number of votes cast for and against the following proposal:

Shall the limitation on the amount of taxes which may be assessed against all property, except principal residences and other property exempted by law, in Croswell-Lexington Community Schools, Sanilac and St. Clair Counties, Michigan, of up to 19 mills (\$19.00 on each \$1,000 of taxable value) of which a maximum of 18 mills can be collected, be renewed for a period of ten years, 2019 through 2028, inclusive, to provide funds to support the operations of Croswell-Lexington Schools? If approved this millage would raise estimated revenues of \$3,596,993 the first year it is levied and collected.

was Three Hundred Thirty Six votes. 336

and they were given as follows:

YES received Two Hundred Thirteen votes. 213

NO received One Hundred Twenty Three votes. 123

---

Jurisdictions	Greenwood Twp Tax Millage			Kenoske Twp Fire Prot Millage			Port Huron Twp Fire Prot Millage			Brown City Oper Millage			Cros-Lee School Non-Homestead Millage			Port Huron Schools Oper Millage		
	Yes	No	Totals	Yes	No	Totals	Yes	No	Totals	Yes	No	Totals	Yes	No	Totals	Yes	No	Totals
Algonac City Precinct 1			0			0			0			0			0			0
Algonac City Precinct 2			0			0			0			0			0			0
Berlin Twp Precinct 1			0			0			0			0			0			0
Brockway Twp Precinct 1			0			0			0			0			0			0
Burtchville Twp Precinct 1			0			0			0			0			177	139	316	
Burtchville Twp Precinct 2			0			0			0			133	74	207	66	65	131	
Burtchville Twp Precinct 3			0			0			0			0			178	128	306	
Casco Twp Precinct 1			0			0			0			0			0			0
Casco Twp Precinct 2			0			0			0			0			0			0
China Twp Precinct 1			0			0			0			0			0			0
China Twp Precinct 2			0			0			0			0			0			0
Clay Twp AVCB			0			0			0			0			0			0
Clay Twp Precinct 1			0			0			0			0			0			0
Clay Twp Precinct 3			0			0			0			0			0			0
Clay Twp Precinct 4			0			0			0			0			0			0
Clay Twp Precinct 5			0			0			0			0			0			0
Clyde Twp Precinct 1			0			0			0			0			418	399	817	
Clyde Twp Precinct 2			0			0			0			0			106	139	245	
Columbus Twp Precinct 1			0			0			0			0			0			0
Columbus Twp Precinct 3			0			0			0			0			0			0
Cottleville Twp Precinct 1			0			0			0			0			0			0
East China Twp Precinct 1			0			0			0			0			0			0
East China Twp Precinct 2			0			0			0			0			0			0
Emmett Twp Precinct 1			0			0			0			0			0			0
Fort Gratiot Twp Precinct 1			0			0			0			0			347	170	517	
Fort Gratiot Twp Precinct 2			0			0			0			0			365	271	636	
Fort Gratiot Twp Precinct 3			0			0			0			0			363	216	579	
Fort Gratiot Twp Precinct 4			0			0			0			0			504	356	860	
Fort Gratiot Twp Precinct 5			0			0			0			0			168	101	269	
Grant Twp Precinct 1			0			0			0			72	46	118	87	123	210	
Greenwood Twp Precinct 1	286	56	342			0			0			8	3	11				0
Ira Twp Precinct 1			0			0			0			0			0			0
Ira Twp Precinct 2			0			0			0			0			0			0
Ira Twp Precinct 3			0			0			0			0			0			0
Kenoske Twp Precinct 1			0	354	135	489			0			0			0	0	0	0
Kimball Twp Precinct 1			0			0			0			0			171	201	372	
Kimball Twp Precinct 2			0			0			0			0			194	209	403	
Kimball Twp Precinct 3			0			0			0			0			44	74	118	
Kimball Twp Precinct 4			0			0			0			0			175	175	350	
Lynn Twp Precinct 1			0			0			19	11	30				0			0
Marine City Precinct 1			0			0			0			0			0			0
Marine City Precinct 2			0			0			0			0			0			0
Marysville City Precinct 1			0			0			0			0			0			0
Marysville City Precinct 2			0			0			0			0			0			0
Marysville City Precinct 3			0			0			0			0			0			0
Marysville City Precinct 4			0			0			0			0			0			0
Memphis City Precinct 2			0			0			0			0			0			0
Mussey Twp Precinct 1			0			0			0			0			0			0
Port Huron City AVCB 1-3			0			0			0			0			281	195	476	
Port Huron City AVCB 4-10			0			0			0			0			260	192	452	
Port Huron City Precinct 1			0			0			0			0			327	142	469	
Port Huron City Precinct 2			0			0			0			0			302	189	491	
Port Huron City Precinct 3			0			0			0			0			297	194	491	
Port Huron City Precinct 4			0			0			0			0			180	134	314	
Port Huron City Precinct 5			0			0			0			0			160	101	261	
Port Huron City Precinct 6			0			0			0			0			199	135	334	
Port Huron City Precinct 7			0			0			0			0			140	80	220	
Port Huron City Precinct 8			0			0			0			0			212	142	354	
Port Huron City Precinct 9			0			0			0			0			236	140	376	
Port Huron City Precinct 10			0			0			0			0			166	98	264	
Port Huron Twp AVCB			0			0	651	143	794			0			373	412	785	
Port Huron Twp Precinct 1			0			0	233	89	322			0			168	153	321	
Port Huron Twp Precinct 2			0			0	268	58	326			0			394	133	327	
Port Huron Twp Precinct 3			0			0	191	56	247			0			128	118	246	
Port Huron Twp Precinct 4			0			0	98	24	122			0			62	60	122	
Port Huron Twp Precinct 5			0			0	128	32	160			0			102	57	159	
Richmond City Precinct 1			0			0			0			0			0			0
Riley Twp Precinct 1			0			0			0			0			0			0
St. Clair City Precinct 1			0			0			0			0			0			0
St. Clair City Precinct 2			0			0			0			0			0			0
St. Clair City Precinct 3			0			0			0			0			0			0
St. Clair Twp Precinct 1			0			0			0			0			0			0
St. Clair Twp Precinct 2			0			0			0			0			0			0
Wales Twp Precinct 1			0			0			0			0			43	54	97	
Yale City Precinct 1			0			0			0			0			0			0
OTHER COUNTIES:																		
Imlay Twp (Lapeer) Pct 1																		
Fremont Twp (Sanilac) Pct 1																		
Speaker Twp (Sanilac) Pct 1																		
Grand Totals	286	56	342	354	135	489	1569	402	1971	19	11	30	213	123	336	7193	5495	12688



# CERTIFICATE OF DETERMINATION

STATE OF MICHIGAN }

ss.

COUNTY OF ST. CLAIR }

We, the undersigned Board of Canvassers for the COUNTY of ST. CLAIR from an examination of the Election Returns of the:

**CROSWELL-LEXINGTON SCHOOL DISTRICT**

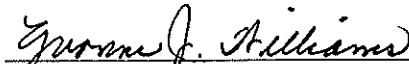
received by said Board of Canvassers, determined that at the ELECTION held on:

**Tuesday, August 07, 2018**


that the preceding Statement of Votes reflects the ballots cast in St. Clair County.

In Witness Whereof, We have hereunto set our hands and affixed the Seal of the County of St. Clair on this 14th day of August in the year two thousand eighteen.


Board of Canvassers:



Wonne J. Williams, Chairperson



Wladimir E. Boldyreff




Rachael Dickinson



Keith P. Stieber

SEAL

Clerk of Board of Canvassers:



St. Clair County Clerk

# **CANVASS OF VOTES CAST**

**AT THE AUGUST PRIMARY ELECTION**

**HELD ON**

**TUESDAY, AUGUST 7, 2018**

**SANILAC COUNTY, MICHIGAN**

## **ST. CLAIR COMMUNITY COLLEGE**

**Canvassed by the Sanilac County Board of Commissioners**

Prepared by:  
Denise McGuire  
Sanilac County Clerk

**ST. CLAIR COUNTY COMMUNITY COLLEGE DISTRICT  
FACILITIES IMPROVEMENT AND PROGRAM SUPPORT  
MILLAGE PROPOSITION**

Shall the maximum annual tax rate previously approved by the electors of the St. Clair County Community College District, State of Michigan be increased in the amount of one-half mill (\$.50 per \$1,000 of taxable value) for four (4) years from July 1, 2019 through June 30, 2023 inclusive? If approved funds from this millage will be used to improve College facilities and to maintain quality and provide support to programs offered by the College. If approved and levied in its entirety, the millage would raise an estimated \$2,667,352 in its first year.

**PROPOSAL HAVING NOT RECEIVED SUFFICIENT VOTES WAS DECLARED FAILED.**


**MILLAGE RENEWAL PROPOSITION**


Shall the increase of the maximum annual tax rate previously approved by the electors of the St. Clair County Community College District, State of Michigan in the amount of one-half mill (\$.50 per \$1,000 of taxable value) as reduced through 2017 to .4951 mills by the Headlee Amendment, be renewed for four (4) years July 1, 2019 through June 30, 2023, to be used to provide job training and retraining for workers in the College service area; repair and update the College's technology, equipment and buildings; and to maintain and expand junior-senior / four year college offerings? If approved and levied in its entirety, the millage would raise an estimated \$2,641,212 in its first year.


**PROPOSAL HAVING NOT RECEIVED SUFFICIENT VOTES WAS DECLARED FAILED.**


In Witness Whereof, We have hereunto set our hands and affixed the Seal of the County of Sanilac on this 10th day of August in the year two thousand eighteen.

  
\_\_\_\_\_  
Carole Partlo, Chairperson

  
\_\_\_\_\_  
Kathy See

  
\_\_\_\_\_  
Lynda Graves

  
\_\_\_\_\_  
Loraine Reish

  
\_\_\_\_\_  
Denise McGuire, Sanilac County Clerk

### SC4 Millage Renew (Vote for 1)

Precinct	County	Times Cast	Registered Voters	Precinct	County	Yes	No	Total Votes
	<b>Sanilac County</b>				<b>Sanilac County</b>			
Fremont Township, Precinct 1		3	5	Fremont Township, Precinct 1		3	0	3
Speaker Township, Precinct 1		39	85	Speaker Township, Precinct 1		14	21	35
Sanilac County - Total		42	90	Sanilac County - Total		17	21	38
County - Total		42	90	County - Total		17	21	38

### SC4 Facilities Mill (Vote for 1)

Precinct	County	Times Cast	Registered Voters	Precinct	County	Yes	No	Total Votes
	<b>Sanilac County</b>				<b>Sanilac County</b>			
Fremont Township, Precinct 1		3	5	Fremont Township, Precinct 1		3	0	3
Speaker Township, Precinct 1		39	85	Speaker Township, Precinct 1		12	23	35
Sanilac County - Total		42	90	Sanilac County - Total		15	23	38
County - Total		42	90	County - Total		15	23	38

**CANVASS OF VOTES CAST**

**AT THE ELECTION**

**HELD ON**

**AUGUST 7, 2018**

**ST. CLAIR COUNTY COMMUNITY COLLEGE**

**AND CANVASSED BY THE BOARD OF CANVASSERS**

**OF THE COUNTY OF LAPEER,**

**LAPEER COUNTY, MICHIGAN**

**STATEMENT OF VOTES  
ST. CLAIR COUNTY COMMUNITY COLLEGE  
ELECTION  
AUGUST 7, 2018**

The whole number of votes given for and against the

**ST. CLAIR COUNTY COMMUNITY COLLEGE  
MILLAGE RENEWAL PROPOSITION**

Shall the increase of the maximum annual tax rate previously approved by the electors of the St. Clair County Community College District, State of Michigan in the amount of one-half mill (\$0.50 per \$1,000 of taxable value) as reduced through 2017 to .4951 mills by the Headlee Amendment, be renewed for four (4) years July 1, 2019 through June 30, 2023, to be used to provide job training and retraining for workers in the College service area; repair and update the College's technology, equipment and buildings; and to maintain and expand junior-senior/four year college offerings? If approved and levied in its entirety, the millage would raise an estimated \$2,641,212 in its first year.

was <b>FIVE</b>	5
of which number <b>THREE</b>	3
votes were marked <b>YES</b>	
and <b>TWO</b>	2
votes were marked <b>NO</b> .	
<b>TOTAL VOTES:</b>	<b>5</b>

The whole number of votes given for and against the

**ST. CLAIR COUNTY COMMUNITY COLLEGE  
FACILITIES IMPROVEMENT AND PROGRAM SUPPORT MILLAGE PROPOSITION**

Shall the maximum annual tax rate previously approved by the electors of the St. Clair County Community College District, State of Michigan be increased in the amount of one-half mill (\$0.50 per \$1,000 of taxable value) for four (4) years from July 1, 2019 through June 30, 2023 inclusive? If approved, funds from this millage will be used to improve College facilities and to maintain quality and provide support to programs offered by the College. If approved and levied in its entirety, the millage would raise an estimated \$2,667,352 in its first year.

was <b>FIVE</b>	5
of which number <b>THREE</b>	3
votes were marked <b>YES</b>	

and TWO

2

votes were marked NO.

**TOTAL VOTES:**

5



STATE OF MICHIGAN  
COUNTY OF LAPEER

**CERTIFICATE OF DETERMINATION  
ST. CLAIR COUNTY COMMUNITY COLLEGE  
ELECTION  
AUGUST 7, 2018**

**We Do Hereby Certify**, that the foregoing is a correct statement of the votes given in Lapeer County for the **Millage Renewal Proposition and Facilities Improvement Proposition for the St. Clair County Community College**, at the Election held on Tuesday, August 7, 2018.

IN WITNESS WHEREOF, We have hereunto set our hands and affixed the Seal of the Circuit Court for the County of Lapeer, this 9<sup>th</sup> day of August, in the year two thousand and eighteen.

Jessie M. Connolly  
BOARD OF

Mr. R. Adams

Gale C. Crocker CANVASSERS

Harry D. Aker

Attest:

[Signature]  
Clerk of the Board of Canvassers

Jessie M. Connolly  
Chairman of Board of Canvassers

255 Clay Street  
Lapeer, MI 48446  
Phone: 810-245-4863  
Fax: 810-667-0362



# Fax

**To:** Sue Child  
St. Clair County Elections Manager  
**From:** Theresa M. Spencer

---

**Fax:** 810-985-2241      **Date:** August 14, 2018  
**Phone:** 810-985-2159      **Pages:** 6 (incl. cover sheet)  
**Re:** St Clair County Community College,      **CC:**  
Election results

---

**Urgent**     **For Review**     **Please Comment**     **Please Reply**     **Please Recycle**

---

Hi Sue:  
Attached please find the Election results from Lapeer County—St Clair Community College.  
Thank you,  
Theresa Spencer/Lapeer County Clerk,  
tspencer@lapeercounty.org

**ST. CLAIR COUNTY COMMUNITY COLLEGE  
STATEMENT OF VOTES  
AUGUST 7, 2018**

CANDIDATE OR PROPOSAL	YES	NO	TOTALS
<b>Millage Renewal Proposition</b>			
Imlay Township	3	2	5
Totals	3	2	5
<b>Facilities Improvement and Program Support</b>			
Imlay Township	3	2	5
Totals	3	2	5