

MICHIGAN DEPARTMENT OF STATE
Bureau Of Elections
P.O. Box 20126
Lansing, Michigan 48901
Phone: (517) 373-2540

OFFICIAL COUNTY VOTE TOTALS

(Summary of County Canvasser's Statement)

General Election

Tuesday, November 6, 2018

County: **ST. CLAIR**

County Code: **(74)**

Return To: MICHIGAN DEPARTMENT OF
STATE
Bureau Of Elections
P.O. Box 20126
Lansing, Michigan 48901
Phone: (517) 373-2540

I M P O R T A N T N O T E S

- Check for candidate name omissions on this form by comparing it against the candidate names printed on the county's ballots. If an omission is found, contact the Department of State's Bureau of Elections in Lansing.
- Double check all entries for errors. There can be no discrepancies in the totals recorded on this form, the totals entered on the Official County Canvassers' Statement and the precinct results certified for your county. Complete accuracy is of extreme importance as the totals entered on this form represent the official record of the election.
- Submit a copy of the supporting precinct-by-precinct results certified for your county.
- Affix all required signatures and county seal on the last page.
- Mail the original copy of this form, along with the precinct-by-precinct results, to the Department of State's Bureau of Elections as soon as it is completed.

POLL BOOK TOTAL/VOTER TURNOUT

The TOTAL NUMBER OF PEOPLE voting at this election as shown by the POLL BOOK (VOTER TURNOUT)

was **SIXTY EIGHT THOUSAND SIX HUNDRED FIVE**

(68605).

MICHIGAN DEPARTMENT OF STATE
Bureau Of Elections
P.O. Box 20126
Lansing, Michigan 48901
Phone: (517) 373-2540

OFFICIAL COUNTY VOTE TOTALS

(Summary of County Canvasser's Statement)

General Election

Tuesday, November 6, 2018

County: **ST. CLAIR (74)** (Office Code: 02000000):

Governor 4 Year Term (1) Position

				Number of Votes
REP	Schuette, Bill	received	THIRTY SIX THOUSAND EIGHT HUNDRED FORTY	votes. 36840
DEM	Whitmer, Gretchen	received	TWENTY EIGHT THOUSAND EIGHTY NINE	votes. 28089
LIB	Gelineau, Bill	received	ONE THOUSAND SIXTEEN	votes. 1016
UST	Schleiger, Todd	received	SIX HUNDRED FORTY FOUR	votes. 644
GRN	Kurland, Jennifer V.	received	FIVE HUNDRED EIGHTY SEVEN	votes. 587
NLP	Butkovich, Keith	received	TWO HUNDRED FIFTY EIGHT	votes. 258
NPA	Write-In Brown, Angelo Scott	received	ZERO	votes. 0
NPA	Write-In Burney, Patrick O'Neal	received	ZERO	votes. 0
NPA	Write-In Cobbs, William	received	ZERO	votes. 0
NPA	Write-In Hall, Raymond A.	received	ZERO	votes. 0
NPA	Write-In Herman, Lance	received	ZERO	votes. 0
NPA	Write-In Hutchinson, Jr., Larry James	received	ZERO	votes. 0
NPA	Write-In Lester, Henry Joseph	received	ZERO	votes. 0
NPA	Write-In Lynch, Clyde	received	ZERO	votes. 0
NPA	Write-In Penny, Chaneika Ranell	received	ZERO	votes. 0

				Number of Votes
NPA	Write-In Rowley, Francis L.	received	ZERO	votes. 0
NPA	Write-In Sanders, Robin Lee	received	ZERO	votes. 0
NPA	Write-In Space, Evan	received	ZERO	votes. 0
NPA	Write-In Williams, John Arthur	received	ZERO	votes. 0

**The total number of votes cast for (Office Code: 02000000):
Governor 4 Year Term (1) Position**

was **SIXTY SEVEN THOUSAND FOUR HUNDRED THIRTY FOUR** votes. **67434**

(Enter the sum of the votes cast for ONLY the candidates listed above. DO NOT include write-in votes cast for individuals who did not submit a Declaration of Intent form.)

MICHIGAN DEPARTMENT OF STATE
Bureau Of Elections
P.O. Box 20126
Lansing, Michigan 48901
Phone: (517) 373-2540

OFFICIAL COUNTY VOTE TOTALS
(Summary of County Canvasser's Statement)
General Election
Tuesday, November 6, 2018

County: **ST. CLAIR (74) (Office Code: 03000000):**

Secretary of State 4 Year Term (1) Position

			Number of Votes
REP	Lang, Mary Treder	received THIRTY SIX THOUSAND FOUR HUNDRED SEVENTY FOUR	votes. 36474
DEM	Benson, Jocelyn	received TWENTY SEVEN THOUSAND FIVE HUNDRED FORTY THREE	votes. 27543
LIB	Stempfle, Gregory Scott	received ONE THOUSAND FOUR HUNDRED FORTY	votes. 1440
UST	Gale, Robert	received ONE THOUSAND ONE HUNDRED SIXTEEN	votes. 1116

**The total number of votes cast for (Office Code: 03000000):
Secretary of State 4 Year Term (1) Position**

was **SIXTY SIX THOUSAND FIVE HUNDRED SEVENTY THREE** votes. **66573**

(Enter the sum of the votes cast for ONLY the candidates listed above. DO NOT include write-in votes cast for individuals who did not submit a Declaration of Intent form.)

MICHIGAN DEPARTMENT OF STATE
Bureau Of Elections
P.O. Box 20126
Lansing, Michigan 48901
Phone: (517) 373-2540

OFFICIAL COUNTY VOTE TOTALS

(Summary of County Canvasser's Statement)

General Election

Tuesday, November 6, 2018

County: **ST. CLAIR (74) (Office Code: 04000000):**

Attorney General 4 Year Term (1) Position

				Number of Votes
REP	Leonard, Tom	received	THIRTY EIGHT THOUSAND NINETEEN	votes. 38019
DEM	Nessel, Dana	received	TWENTY FOUR THOUSAND THREE HUNDRED NINE	votes. 24309
LIB	Gioia, Lisa Lane	received	ONE THOUSAND FOUR HUNDRED SEVENTY ONE	votes. 1471
UST	Van Sickle, Gerald T.	received	EIGHT HUNDRED NINETY EIGHT	votes. 898
NPA	Graveline, Chris	received	ONE THOUSAND ONE HUNDRED EIGHTY EIGHT	votes. 1188

The total number of votes cast for (Office Code: 04000000):

Attorney General 4 Year Term (1) Position

was **SIXTY FIVE THOUSAND EIGHT HUNDRED EIGHTY FIVE** votes. **65885**

(Enter the sum of the votes cast for ONLY the candidates listed above. DO NOT include write-in votes cast for individuals who did not submit a Declaration of Intent form.)

MICHIGAN DEPARTMENT OF STATE
Bureau Of Elections
P.O. Box 20126
Lansing, Michigan 48901
Phone: (517) 373-2540

OFFICIAL COUNTY VOTE TOTALS
(Summary of County Canvasser's Statement)
General Election
Tuesday, November 6, 2018

County: **ST. CLAIR (74) (Office Code: 05000000):**

United States Senator 6 Year Term (1) Position

				Number of Votes
REP	James, John	received	THIRTY EIGHT THOUSAND THREE HUNDRED TWENTY NINE	votes. 38329
DEM	Stabenow, Debbie	received	TWENTY SEVEN THOUSAND FIVE HUNDRED FORTY	votes. 27540
UST	Huffman III, George E.	received	FIVE HUNDRED FIFTY FIVE	votes. 555
GRN	Squier, Marcia	received	SIX HUNDRED EIGHTY ONE	votes. 681
NLP	Wilhelm, John Howard	received	FOUR HUNDRED	votes. 400
NPA	Write-In Bagwell, Tom	received	ZERO	votes. 0
NPA	Write-In White, William F.	received	ZERO	votes. 0
NPA	Write-In Willis, Valerie L.	received	ZERO	votes. 0
NPA	Write-In Yow, Tim	received	ZERO	votes. 0

**The total number of votes cast for (Office Code: 05000000):
United States Senator 6 Year Term (1) Position**

was **SIXTY SEVEN THOUSAND FIVE HUNDRED FIVE** votes. **67505**

(Enter the sum of the votes cast for ONLY the candidates listed above. DO NOT include write-in votes cast for individuals who did not submit a Declaration of Intent form.)

MICHIGAN DEPARTMENT OF STATE
Bureau Of Elections
P.O. Box 20126
Lansing, Michigan 48901
Phone: (517) 373-2540

OFFICIAL COUNTY VOTE TOTALS

(Summary of County Canvasser's Statement)

General Election

Tuesday, November 6, 2018

County: **ST. CLAIR (74) (Office Code: 06010000):**

10th District Representative in Congress 2 Year Term (1) Position

				Number of Votes
REP	Mitchell, Paul	received	THIRTY EIGHT THOUSAND FIVE HUNDRED SIXTY TWO	votes. 38562
DEM	Bizon, Kimberly	received	TWENTY THREE THOUSAND SEVEN HUNDRED NINETEEN	votes. 23719
GRN	Mikkelson, Harley	received	SEVEN HUNDRED TWENTY SIX	votes. 726
NPA	Peruski, Jeremy	received	THREE THOUSAND FIFTY TWO	votes. 3052

The total number of votes cast for (Office Code: 06010000):

10th District Representative in Congress 2 Year Term (1) Position

was **SIXTY SIX THOUSAND FIFTY NINE** votes. **66059**

(Enter the sum of the votes cast for ONLY the candidates listed above. DO NOT include write-in votes cast for individuals who did not submit a Declaration of Intent form.)

MICHIGAN DEPARTMENT OF STATE
Bureau Of Elections
P.O. Box 20126
Lansing, Michigan 48901
Phone: (517) 373-2540

OFFICIAL COUNTY VOTE TOTALS

(Summary of County Canvasser's Statement)

General Election

Tuesday, November 6, 2018

County: **ST. CLAIR (74) (Office Code: 07025000):**

25th District State Senator 4 Year Term (1) Position

			Number of
			Votes
REP	Lauwers, Dan	received THIRTY NINE THOUSAND EIGHT HUNDRED TWENTY THREE	votes. 39823
DEM	Bourgois, Debbie	received TWENTY FOUR THOUSAND THREE HUNDRED FORTY ONE	votes. 24341

The total number of votes cast for (Office Code: 07025000):

25th District State Senator 4 Year Term (1) Position

was **SIXTY FOUR THOUSAND ONE HUNDRED SIXTY FOUR** votes. **64164**

(Enter the sum of the votes cast for ONLY the candidates listed above. DO NOT include write-in votes cast for individuals who did not submit a Declaration of Intent form.)

MICHIGAN DEPARTMENT OF STATE
Bureau Of Elections
P.O. Box 20126
Lansing, Michigan 48901
Phone: (517) 373-2540

OFFICIAL COUNTY VOTE TOTALS

(Summary of County Canvasser's Statement)

General Election

Tuesday, November 6, 2018

County: **ST. CLAIR (74) (Office Code: 08032000):**

32nd District Representative in State Legislature 2 Year Term (1) Position

				Number of Votes
REP	Hornberger, Pamela	received	EIGHT THOUSAND FOUR HUNDRED THIRTY SIX	votes. 8436
DEM	Manley, Paul	received	FOUR THOUSAND TWO HUNDRED FORTY THREE	votes. 4243

The total number of votes cast for (Office Code: 08032000):

32nd District Representative in State Legislature 2 Year Term (1) Position

was **TWELVE THOUSAND SIX HUNDRED SEVENTY NINE** votes. **12679**

(Enter the sum of the votes cast for ONLY the candidates listed above. DO NOT include write-in votes cast for individuals who did not submit a Declaration of Intent form.)

MICHIGAN DEPARTMENT OF STATE
Bureau Of Elections
P.O. Box 20126
Lansing, Michigan 48901
Phone: (517) 373-2540

OFFICIAL COUNTY VOTE TOTALS

(Summary of County Canvasser's Statement)

General Election

Tuesday, November 6, 2018

County: **ST. CLAIR (74) (Office Code: 08081000):**

81st District Representative in State Legislature 2 Year Term (1) Position Files In ST. CLAIR County

				Number of Votes
REP	Eisen, Gary R.	received	TWENTY TWO THOUSAND EIGHT HUNDRED ELEVEN	votes. 22811
DEM	Rivard, Joshua	received	THIRTEEN THOUSAND ONE HUNDRED THIRTY	votes. 13130

The total number of votes cast for (Office Code: 08081000):

81st District Representative in State Legislature 2 Year Term (1) Position Files In ST. CLAIR County

was THIRTY FIVE THOUSAND NINE HUNDRED FORTY ONE votes. 35941

(Enter the sum of the votes cast for ONLY the candidates listed above. DO NOT include write-in votes cast for individuals who did not submit a Declaration of Intent form.)

MICHIGAN DEPARTMENT OF STATE
Bureau Of Elections
P.O. Box 20126
Lansing, Michigan 48901
Phone: (517) 373-2540

OFFICIAL COUNTY VOTE TOTALS
(Summary of County Canvasser's Statement)
General Election
Tuesday, November 6, 2018

County: **ST. CLAIR (74) (Office Code: 08083000):**

83rd District Representative in State Legislature 2 Year Term (1) Position

				Number of Votes
REP	Hernandez, Shane	received	EIGHT THOUSAND FOUR HUNDRED THIRTY FOUR	votes. 8434
DEM	Brown, Stefanie	received	SEVEN THOUSAND TWO HUNDRED FIFTY SEVEN	votes. 7257

The total number of votes cast for (Office Code: 08083000):

83rd District Representative in State Legislature 2 Year Term (1) Position

was **FIFTEEN THOUSAND SIX HUNDRED NINETY ONE** votes. **15691**

(Enter the sum of the votes cast for ONLY the candidates listed above. DO NOT include write-in votes cast for individuals who did not submit a Declaration of Intent form.)

MICHIGAN DEPARTMENT OF STATE
Bureau Of Elections
P.O. Box 20126
Lansing, Michigan 48901
Phone: (517) 373-2540

OFFICIAL COUNTY VOTE TOTALS
(Summary of County Canvasser's Statement)
General Election
Tuesday, November 6, 2018

County: **ST. CLAIR (74) (Office Code: 09000000):**

Member of the State Board of Education 8 Year Terms (2) Positions

				Number of Votes
REP	Carlone, Tami	received	THIRTY ONE THOUSAND TWO HUNDRED EIGHTY NINE	votes. 31289
REP	Zeile, Richard	received	TWENTY SEVEN THOUSAND EIGHT HUNDRED NINETY	votes. 27890
DEM	Pritchett, Judith P.	received	TWENTY ONE THOUSAND THREE HUNDRED TWENTY FIVE	votes. 21325
DEM	Tilley, Tiffany	received	NINETEEN THOUSAND FIVE HUNDRED SIXTY FOUR	votes. 19564
LIB	Boman, Scotty	received	TWO THOUSAND THREE HUNDRED TWELVE	votes. 2312
LIB	Tatar, John J.	received	ONE THOUSAND FOUR HUNDRED TEN	votes. 1410
UST	Adams, Karen	received	ONE THOUSAND FIVE HUNDRED FORTY NINE	votes. 1549
UST	Levesque, Douglas	received	SIX HUNDRED SIXTY NINE	votes. 669
GRN	Wells, Sherry A.	received	NINE HUNDRED TWENTY	votes. 920
WCP	Hering, Mary Anne	received	TWO THOUSAND EIGHT HUNDRED THIRTY EIGHT	votes. 2838
WCP	Smith, Logan R.	received	TWO THOUSAND TWO HUNDRED SIX	votes. 2206

The total number of votes cast for (Office Code: 09000000):

Member of the State Board of Education 8 Year Terms (2) Positions

was **ONE HUNDRED ELEVEN THOUSAND NINE HUNDRED SEVENTY TWO** votes. **111972**

(Enter the sum of the votes cast for ONLY the candidates listed above. DO NOT include write-in votes cast for individuals who did not submit a Declaration of Intent form.)

MICHIGAN DEPARTMENT OF STATE
Bureau Of Elections
P.O. Box 20126
Lansing, Michigan 48901
Phone: (517) 373-2540

OFFICIAL COUNTY VOTE TOTALS
(Summary of County Canvasser's Statement)
General Election
Tuesday, November 6, 2018

County: **ST. CLAIR (74) (Office Code: 10000000):**

Regent of the University of Michigan 8 Year Terms (2) Positions

				Number of Votes
REP	Newman, Andrea Fischer	received	THIRTY ONE THOUSAND FIFTY	votes. 31050
REP	Richner, Andrew	received	TWENTY EIGHT THOUSAND TWO HUNDRED SEVENTEEN	votes. 28217
DEM	Acker, Jordan	received	TWENTY THOUSAND TWO HUNDRED SIXTY THREE	votes. 20263
DEM	Brown, Paul	received	NINETEEN THOUSAND THREE HUNDRED EIGHT	votes. 19308
LIB	Hudler, James Lewis	received	ONE THOUSAND FOUR HUNDRED THIRTY TWO	votes. 1432
LIB	Jascob, John	received	ONE THOUSAND FOUR HUNDRED SEVENTY ONE	votes. 1471
UST	Sanger, Joe	received	ONE THOUSAND FOUR HUNDRED	votes. 1400
UST	Van Sickle, Crystal	received	TWO THOUSAND ONE HUNDRED FIVE	votes. 2105
GRN	Graves, Kevin A.	received	ONE THOUSAND SEVENTY FOUR	votes. 1074
NLP	Sallows, Marge Katchmark	received	NINE HUNDRED SEVENTY SEVEN	votes. 977

The total number of votes cast for (Office Code: 10000000):

Regent of the University of Michigan 8 Year Terms (2) Positions

was **ONE HUNDRED SEVEN THOUSAND TWO HUNDRED NINETY SEVEN** votes. **107297**

(Enter the sum of the votes cast for ONLY the candidates listed above. DO NOT include write-in votes cast for individuals who did not submit a Declaration of Intent form.)

MICHIGAN DEPARTMENT OF STATE
Bureau Of Elections
P.O. Box 20126
Lansing, Michigan 48901
Phone: (517) 373-2540

OFFICIAL COUNTY VOTE TOTALS

(Summary of County Canvasser's Statement)

General Election

Tuesday, November 6, 2018

County: **ST. CLAIR (74) (Office Code: 11000000):**

Trustee of Michigan State University 8 Year Terms (2) Positions

				Number of Votes
REP	Dutch, Dave	received	TWENTY EIGHT THOUSAND NINE HUNDRED SIXTY NINE	votes. 28969
REP	Miller, Mike	received	TWENTY NINE THOUSAND FIVE HUNDRED EIGHTY ONE	votes. 29581
DEM	Scott, Brianna T.	received	TWENTY THOUSAND NINE HUNDRED FIFTY TWO	votes. 20952
DEM	Tebay, Kelly Charron	received	NINETEEN THOUSAND ONE HUNDRED THIRTY NINE	votes. 19139
LIB	Campbell, Bruce	received	ONE THOUSAND NINE HUNDRED FORTY ONE	votes. 1941
LIB	Orzechowski, Tim	received	ONE THOUSAND THREE HUNDRED SIXTY NINE	votes. 1369
UST	Sanger, Janet M.	received	ONE THOUSAND EIGHT HUNDRED THIRTY NINE	votes. 1839
UST	Sanger, John Paul	received	ONE THOUSAND TWO HUNDRED SEVENTY	votes. 1270
GRN	Mariasy, Aaron	received	EIGHT HUNDRED FORTY SIX	votes. 846
NLP	Abraham-Guzman, Bridgette R.	received	NINE HUNDRED TWENTY SIX	votes. 926
NPA	Write-In Mott, David	received	ZERO	votes. 0

The total number of votes cast for (Office Code: 11000000):

Trustee of Michigan State University 8 Year Terms (2) Positions

was **ONE HUNDRED SIX THOUSAND EIGHT HUNDRED THIRTY TWO** votes. **106832**

(Enter the sum of the votes cast for ONLY the candidates listed above. DO NOT include write-in votes cast for individuals who did not submit a Declaration of Intent form.)

MICHIGAN DEPARTMENT OF STATE
Bureau Of Elections
P.O. Box 20126
Lansing, Michigan 48901
Phone: (517) 373-2540

OFFICIAL COUNTY VOTE TOTALS

(Summary of County Canvasser's Statement)

General Election

Tuesday, November 6, 2018

County: **ST. CLAIR (74) (Office Code: 12000000):**

Governor of Wayne State University 8 Year Terms (2) Positions

				Number of Votes
REP	Dunaskiss, Diane	received	THIRTY THOUSAND TWO HUNDRED SEVENTY SIX	votes. 30276
REP	Nicholson, David	received	TWENTY EIGHT THOUSAND NINE HUNDRED NINETY ONE	votes. 28991
DEM	Barnhill, Bryan C.	received	TWENTY THOUSAND TWO HUNDRED TWENTY SEVEN	votes. 20227
DEM	Kumar, Anil	received	SEVENTEEN THOUSAND NINE HUNDRED FIVE	votes. 17905
LIB	Elgas, Jon	received	ONE THOUSAND EIGHT HUNDRED TWENTY EIGHT	votes. 1828
LIB	Hargenrader, John T.	received	ONE THOUSAND FOUR HUNDRED FOUR	votes. 1404
UST	Schwartz, Christine C.	received	TWO THOUSAND NINE HUNDRED NINETY FIVE	votes. 2995
UST	Sosnowski, Marc Joseph	received	ONE THOUSAND FOUR HUNDRED NINETY TWO	votes. 1492

The total number of votes cast for (Office Code: 12000000):

Governor of Wayne State University 8 Year Terms (2) Positions

was **ONE HUNDRED FIVE THOUSAND ONE HUNDRED EIGHTEEN** votes. **105118**

(Enter the sum of the votes cast for ONLY the candidates listed above. DO NOT include write-in votes cast for individuals who did not submit a Declaration of Intent form.)

MICHIGAN DEPARTMENT OF STATE
Bureau Of Elections
P.O. Box 20126
Lansing, Michigan 48901
Phone: (517) 373-2540

OFFICIAL COUNTY VOTE TOTALS

(Summary of County Canvasser's Statement)

General Election

Tuesday, November 6, 2018

County: **ST. CLAIR (74) (Office Code: 13000000):**

Justice of Supreme Court 8 Year Terms (2) Positions

			Number of Votes
Bagenstos, Samuel	received	SEVEN THOUSAND SEVEN HUNDRED FIVE	votes. 7705
Cavanagh, Megan Kathleen	received	TWENTY FOUR THOUSAND FIVE HUNDRED NINETY TWO	votes. 24592
Clement, Elizabeth T.	received	TWENTY NINE THOUSAND SEVEN HUNDRED EIGHTY THREE	votes. 29783
Dern, Doug	received	FOUR THOUSAND TWO HUNDRED EIGHT	votes. 4208
Morgan, Kerry Lee	received	SIX THOUSAND ONE HUNDRED TWENTY SEVEN	votes. 6127
Wilder, Kurtis T.	received	TWENTY FIVE THOUSAND EIGHT HUNDRED SEVENTY NINE	votes. 25879

The total number of votes cast for (Office Code: 13000000):

Justice of Supreme Court 8 Year Terms (2) Positions

was **NINETY EIGHT THOUSAND TWO HUNDRED NINETY FOUR** votes. **98294**

(Enter the sum of the votes cast for ONLY the candidates listed above. DO NOT include write-in votes cast for individuals who did not submit a Declaration of Intent form.)

MICHIGAN DEPARTMENT OF STATE
Bureau Of Elections
P.O. Box 20126
Lansing, Michigan 48901
Phone: (517) 373-2540

OFFICIAL COUNTY VOTE TOTALS

(Summary of County Canvasser's Statement)

General Election

Tuesday, November 6, 2018

County: **ST. CLAIR (74) (Office Code: 14004000):**

4th District Judge of Court of Appeals Incumbent 6 Year Term (1) Position

			Number of Votes
Borrello, Stephen L.	received	FORTY SIX THOUSAND ONE HUNDRED SEVENTY SEVEN	votes. 46177

The total number of votes cast for (Office Code: 14004000):

4th District Judge of Court of Appeals Incumbent 6 Year Term (1) Position

was **FORTY SIX THOUSAND ONE HUNDRED SEVENTY SEVEN** votes. **46177**

(Enter the sum of the votes cast for ONLY the candidates listed above. DO NOT include write-in votes cast for individuals who did not submit a Declaration of Intent form.)

MICHIGAN DEPARTMENT OF STATE
Bureau Of Elections
P.O. Box 20126
Lansing, Michigan 48901
Phone: (517) 373-2540

OFFICIAL COUNTY VOTE TOTALS

(Summary of County Canvasser's Statement)

General Election

Tuesday, November 6, 2018

County: **ST. CLAIR (74) (Office Code: 14004002):**

4th District Judge of Court of Appeals Incumbent - Partial Term Ending 01/01/2023 (1) Position

		Number of Votes
Swartzle, Brock A.	received FORTY FIVE THOUSAND FIVE HUNDRED EIGHTY SEVEN	votes. 45587

The total number of votes cast for (Office Code: 14004002):

4th District Judge of Court of Appeals Incumbent - Partial Term Ending 01/01/2023 (1) Position

was **FORTY FIVE THOUSAND FIVE HUNDRED EIGHTY SEVEN** votes. **45587**

(Enter the sum of the votes cast for ONLY the candidates listed above. DO NOT include write-in votes cast for individuals who did not submit a Declaration of Intent form.)

MICHIGAN DEPARTMENT OF STATE
Bureau Of Elections
P.O. Box 20126
Lansing, Michigan 48901
Phone: (517) 373-2540

OFFICIAL COUNTY VOTE TOTALS
(Summary of County Canvasser's Statement)
General Election
Tuesday, November 6, 2018

County: **ST. CLAIR (74) (Office Code: 15031000):**

31st Circuit Judge of Circuit Court Incumbent 6 Year Term (1) Position

			Number of Votes
West, Michael L.	received	FORTY EIGHT THOUSAND FOUR HUNDRED EIGHTY	votes. 48480

The total number of votes cast for (Office Code: 15031000):

31st Circuit Judge of Circuit Court Incumbent 6 Year Term (1) Position

was **FORTY EIGHT THOUSAND FOUR HUNDRED EIGHTY** votes. **48480**

(Enter the sum of the votes cast for ONLY the candidates listed above. DO NOT include write-in votes cast for individuals who did not submit a Declaration of Intent form.)

MICHIGAN DEPARTMENT OF STATE
Bureau Of Elections
P.O. Box 20126
Lansing, Michigan 48901
Phone: (517) 373-2540

OFFICIAL COUNTY VOTE TOTALS
(Summary of County Canvasser's Statement)
General Election
Tuesday, November 6, 2018

County: **ST. CLAIR (74) (Office Code: 16072000):**

72nd District Judge of District Court Incumbent 6 Year Term (1) Position

Number of
Votes

Monaghan, John received **FORTY EIGHT THOUSAND EIGHT HUNDRED FORTY FIVE** votes. **48845**

The total number of votes cast for (Office Code: 16072000):

72nd District Judge of District Court Incumbent 6 Year Term (1) Position

was **FORTY EIGHT THOUSAND EIGHT HUNDRED FORTY FIVE** votes. **48845**

(Enter the sum of the votes cast for ONLY the candidates listed above. DO NOT include write-in votes cast for individuals who did not submit a Declaration of Intent form.)

MICHIGAN DEPARTMENT OF STATE
Bureau Of Elections
P.O. Box 20126
Lansing, Michigan 48901
Phone: (517) 373-2540

OFFICIAL COUNTY VOTE TOTALS
(Summary of County Canvasser's Statement)
General Election
Tuesday, November 6, 2018

County: **ST. CLAIR (74) (Office Code: 17074000):**

ST. CLAIR Judge of Probate Court Incumbent 6 Year Term (1) Position Files With County

			Number of Votes
Tomlinson, John D.	received	FORTY EIGHT THOUSAND FIVE HUNDRED ONE	48501
		votes.	

The total number of votes cast for (Office Code: 17074000):

ST. CLAIR Judge of Probate Court Incumbent 6 Year Term (1) Position Files With County

was	FORTY EIGHT THOUSAND FIVE HUNDRED ONE	votes.	48501
-----	--	--------	--------------

(Enter the sum of the votes cast for ONLY the candidates listed above. DO NOT include write-in votes cast for individuals who did not submit a Declaration of Intent form.)

MICHIGAN DEPARTMENT OF STATE
Bureau Of Elections
P.O. Box 20126
Lansing, Michigan 48901
Phone: (517) 373-2540

OFFICIAL COUNTY VOTE TOTALS
(Summary of County Canvasser's Statement)
General Election
Tuesday, November 6, 2018

County: **ST. CLAIR (74) (Office Code: 90000001):**

State Proposal - 18-1: Legislative Initiative: Coalition To Regulate Marijuana Like Alcohol

			Number of Votes
Yes	received	THIRTY SIX THOUSAND EIGHT	votes. 36008
No	received	THIRTY ONE THOUSAND FOUR HUNDRED SEVENTY EIGHT	votes. 31478

The total number of votes cast for (Office Code: 90000001):

State Proposal - 18-1: Legislative Initiative: Coalition To Regulate Marijuana Like Alcohol

was **SIXTY SEVEN THOUSAND FOUR HUNDRED EIGHTY SIX** votes. **67486**

(Enter the sum of the votes cast for ONLY the candidates listed above. DO NOT include write-in votes cast for individuals who did not submit a Declaration of Intent form.)

MICHIGAN DEPARTMENT OF STATE
Bureau Of Elections
P.O. Box 20126
Lansing, Michigan 48901
Phone: (517) 373-2540

OFFICIAL COUNTY VOTE TOTALS

(Summary of County Canvasser's Statement)

General Election

Tuesday, November 6, 2018

County: **ST. CLAIR (74) (Office Code: 90000002):**

State Proposal - 18-2: Constitutional Amendment: Voters Not Politicians

		Number of Votes
Yes	received THIRTY FOUR THOUSAND SEVEN HUNDRED THIRTY EIGHT votes.	34738
No	received THIRTY ONE THOUSAND THREE HUNDRED FIVE votes.	31305

The total number of votes cast for (Office Code: 90000002):

State Proposal - 18-2: Constitutional Amendment: Voters Not Politicians

was **SIXTY SIX THOUSAND FORTY THREE** votes. **66043**

(Enter the sum of the votes cast for ONLY the candidates listed above. DO NOT include write-in votes cast for individuals who did not submit a Declaration of Intent form.)

MICHIGAN DEPARTMENT OF STATE
Bureau Of Elections
P.O. Box 20126
Lansing, Michigan 48901
Phone: (517) 373-2540

OFFICIAL COUNTY VOTE TOTALS
(Summary of County Canvasser's Statement)
General Election
Tuesday, November 6, 2018

County: **ST. CLAIR (74) (Office Code: 90000003):**

State Proposal - 18-3: Constitutional Amendment: Promote The Vote

			Number of Votes
Yes	received	THIRTY EIGHT THOUSAND EIGHT HUNDRED NINETEEN	votes. 38819
No	received	TWENTY SEVEN THOUSAND SEVEN HUNDRED EIGHTY THREE	votes. 27783

The total number of votes cast for (Office Code: 90000003):

State Proposal - 18-3: Constitutional Amendment: Promote The Vote

was **SIXTY SIX THOUSAND SIX HUNDRED TWO** votes. **66602**

(Enter the sum of the votes cast for ONLY the candidates listed above. DO NOT include write-in votes cast for individuals who did not submit a Declaration of Intent form.)

MICHIGAN DEPARTMENT OF STATE
Bureau Of Elections
P.O. Box 20126
Lansing, Michigan 48901
Phone: (517) 373-2540

OFFICIAL COUNTY VOTE TOTALS

(Summary of County Canvasser's Statement)

General Election

Tuesday, November 6, 2018

State of Michigan County of ST. CLAIR ss.

We Hereby Certify, That the foregoing is a correct transcript of the Statement of the Board of County Canvassers, of the County of ST. CLAIR, of the votes given in such County for the indicated candidates at the General Election held on Tuesday, November 6, 2018, as appears from the original statement on file in the office of the County Clerk.

In Witness Whereof, we have hereunto set our hands and caused to be affixed the Seal of the Circuit Court for the County of ST. CLAIR.

Grover J. Williams Rachael Deckersen Board of County
Canvassers'
Kirk P. Stee Signatures

Attest:

(Seal)

Angie Waters 11-13-18
Acting Clerk of the Board of County Date Certified
Canvassers

OFFICIAL COUNTY VOTE TOTALS

General Election
Tuesday, November 6, 2018

Election: Contest:	November 2018												
	Poll Book	Governor/Lt. Governor					Municipality Totals						
Options	Poll Book Totals	Lisa Posthumus Lyons		Grechen Whitmer/ Garlin D. Gilchrist II		Bill Gelineau/ Angelique Chaiser Thomas		Todd Schlegler/ Earl P. Lackie		Jennifer V. Kurland/ Charin H. Davenport		Keith Butkovich/ Raymond Warner	
		REP	DEM	LIB	UST	GRN	NL	REP	DEM	LIB	UST	GRN	NL
Algonac City Precinct 1	883	496	340	11	8	5	3	863					
Algonac City Precinct 2	952	485	384	22	15	11	10	927					
Berlin Township Precinct 1	1448	984	404	17	12	7	4	1428					
Brockway Township Precinct 1	866	574	252	14	10	2	2	854					
Burtchville Township Precinct 1	598	310	267	2	3	6	2	590					
Burtchville Township Precinct 2	641	322	283	13	11	4	1	634					
Burtchville Township Precinct 3	628	286	291	12	13	12	4	618					
Casco Township Precinct 1	766	469	262	16	3	7	3	760					
Casco Township Precinct 2	999	631	325	9	12	7	0	984					
China Township Precinct 1	955	556	362	13	4	5	3	943					
China Township Precinct 2	733	425	269	13	6	6	2	721					
Clay Township Precinct 1	848	533	266	9	5	8	5	826					
Clay Township Precinct 1 AV	397	237	140	3	4	1	2	387					
Clay Township Precinct 3	685	446	211	6	5	4	2	674					
Clay Township Precinct 3 AV	511	333	163	2	7	1	2	508					
Clay Township Precinct 4	441	262	156	7	4	2	3	434					
Clay Township Precinct 4 AV	277	179	91	0	0	1	1	272					
Clay Township Precinct 5	906	560	298	14	6	8	5	891					
Clay Township Precinct 5 AV	377	225	137	4	3	4	0	373					
Clyde Township Precinct 1	1617	891	656	24	14	6	6	1597					
Clyde Township Precinct 2	914	501	372	10	9	5	10	907					
Columbus Township Precinct 1	1177	795	334	16	11	7	3	1166					
Columbus Township Precinct 3	692	421	244	8	6	6	0	685					
Cottrellville Township Precinct 1	1573	957	548	18	15	8	6	1552					
East China Township Precinct 1	625	349	244	10	4	5	2	614					
East China Township Precinct 1 AV	250	118	122	2	1	1	0	244					
East China Township Precinct 2	643	354	254	8	5	9	0	630					
East China Township Precinct 2 AV	407	240	152	5	4	1	0	402					
Emmett Township Precinct 1	1165	710	412	6	9	11	2	1150					
Fort Gratiot Township Precinct 1	942	441	458	13	3	4	2	921					
Fort Gratiot Township Precinct 2	1230	638	530	15	5	10	4	1202					
Fort Gratiot Township Precinct 3	1041	551	448	6	9	3	4	1021					
Fort Gratiot Township Precinct 4	1653	822	747	28	11	14	1	1623					
Fort Gratiot Township Precinct 5	470	220	228	5	3	2	1	459					
Grant Township Precinct 1	874	506	324	15	11	5	3	864					
Greenwood Township Precinct 1	658	389	245	8	2	4	2	650					
Ira Township Precinct 1	414	264	127	4	3	4	2	404					
Ira Township Precinct 1 AV	192	112	71	1	1	0	0	185					
Ira Township Precinct 2	658	461	175	9	3	4	3	655					
Ira Township Precinct 2 AV	273	172	89	4	1	2	0	268					
Ira Township Precinct 3	352	195	139	3	1	5	3	346					
Ira Township Precinct 3 AV	112	62	48	1	0	1	0	112					
Kenoskee Township Precinct 1	1085	639	399	16	8	6	2	1070					
Kimball Township Precinct 1	940	470	404	18	10	9	5	916					
Kimball Township Precinct 2	914	484	373	9	8	13	4	891					
Kimball Township Precinct 3	1070	601	412	15	14	11	4	1057					
Kimball Township Precinct 4	821	432	323	25	10	14	5	809					
Lynn Township Precinct 1	523	335	161	10	4	3	3	516					
Marine City Precinct 1	843	415	380	19	8	4	1	827					
Marine City Precinct 2	855	424	374	14	11	7	3	833					
Marysville City Precinct 1	1005	516	443	14	5	9	2	989					
Marysville City Precinct 1 AV	319	154	151	3	2	0	0	310					
Marysville City Precinct 2	658	322	295	7	6	7	2	639					
Marysville City Precinct 2 AV	379	177	184	5	4	5	1	376					
Marysville City Precinct 3	765	423	298	14	7	2	6	750					

OFFICIAL COUNTY VOTE TOTALS

General Election

Tuesday, November 6, 2018

Election: Contest:	November 2018													
	Poll Book	Governor/Lt. Governor					Municipality Totals							
Options	Poll Book Totals	Lisa Posthumus Lyons		Gretchen Whitmer/ Garlin D. Gilchrist II		Bill Gellineau/ Angelique Chaiser Thomas		Todd Schlegler/ Earl P. Lackie		Jennifer V. Kurland/ Charin H. Davenport		Keith Butkovich/ Raymond Warner		
		REP	DEM	LIB	UST	GRN	NL	REP	DEM	LIB	UST	GRN	NL	REP
Marysville City Precinct 3 AV	275	134	133	2	2	1	0	272						
Marysville City Precinct 4	823	399	379	19	4	7	1	809						
Marysville City Precinct 4 AV	440	172	242	7	9	3	0	433						
Memphis City Precinct 2	157	83	65	1	3	2	1	155						
Mussey Township Precinct 1	1619	991	535	31	22	8	7	1594						
Port Huron City Precinct 1	794	338	420	9	2	7	2	778						
Port Huron City Precinct 1 AV	371	170	180	2	4	3	2	361						
Port Huron City Precinct 2	888	398	444	13	7	9	5	876						
Port Huron City Precinct 2 AV	264	116	140	0	0	1	0	257						
Port Huron City Precinct 3	957	451	446	19	9	15	2	942						
Port Huron City Precinct 3 AV	243	102	127	4	0	0	2	235						
Port Huron City Precinct 4	739	292	387	12	19	13	4	727						
Port Huron City Precinct 4 AV	182	83	94	1	0	0	0	178						
Port Huron City Precinct 5	606	223	327	17	9	9	5	590						
Port Huron City Precinct 5 AV	138	50	76	4	3	1	0	134						
Port Huron City Precinct 6	804	278	437	15	16	24	7	777						
Port Huron City Precinct 6 AV	101	36	59	4	2	0	0	101						
Port Huron City Precinct 7	547	166	318	15	9	19	9	536						
Port Huron City Precinct 7 AV	72	21	47	1	1	0	1	71						
Port Huron City Precinct 8	861	296	471	23	14	25	9	838						
Port Huron City Precinct 8 AV	132	56	66	3	2	1	2	130						
Port Huron City Precinct 9	839	305	460	16	15	21	3	820						
Port Huron City Precinct 9 AV	146	49	88	4	2	1	0	144						
Port Huron City Precinct 10	678	168	444	7	12	14	7	652						
Port Huron City Precinct 10 AV	113	32	76	0	2	0	1	111						
Port Huron Township Precinct 1	658	388	254	6	4	2	0	654						
Port Huron Township Precinct 1 AV	310	154	144	4	4	4	0	310						
Port Huron Township Precinct 2	696	361	296	12	5	8	1	683						
Port Huron Township Precinct 2 AV	282	115	156	1	3	1	1	277						
Port Huron Township Precinct 3	620	307	283	11	6	3	2	612						
Port Huron Township Precinct 3 AV	266	132	126	1	1	2	0	262						
Port Huron Township Precinct 4	309	137	154	6	2	4	1	304						
Port Huron Township Precinct 4 AV	93	36	53	1	1	2	0	93						
Port Huron Township Precinct 5	536	212	278	17	10	4	4	525						
Port Huron Township Precinct 5 AV	168	71	82	2	4	3	1	163						
Richmond City Precinct 1	1	1	0	0	0	0	0	1						
Riley Township Precinct 1	1515	974	451	30	21	8	5	1489						
St. Clair City Precinct 1	683	393	261	15	1	4	2	676						
St. Clair City Precinct 1 AV	243	139	93	1	1	0	1	235						
St. Clair City Precinct 2	742	362	341	11	3	6	3	726						
St. Clair City Precinct 2 AV	218	102	103	0	2	5	0	212						
St. Clair City Precinct 3	637	318	280	11	9	4	2	624						
St. Clair City Precinct 3 AV	200	89	105	3	0	0	1	198						
St. Clair Township Precinct 1	1201	669	487	14	8	7	3	1188						
St. Clair Township Precinct 1 AV	669	400	245	7	3	7	1	663						
St. Clair Township Precinct 2	1161	731	376	18	9	5	4	1143						
St. Clair Township Precinct 2 AV	486	269	204	3	4	2	1	483						
Wales Township Precinct 1	1452	855	524	25	11	10	4	1429						
Yale City Precinct 1	650	342	267	13	5	4	5	636						
Option Totals:	68605	36840	28089	1016	644	587	258	67434						

General Election
Tuesday, November 6, 2018

Election: Contest:	November 2018														
	Secretary of State					Attorney General									
	Mary Treder Lang	Jocelyn Benson	Gregory Scott	Stemple	Robert Gale	Municipality Totals	Tom Leonard	Dana Nessel	Lisa Lane Gioia	Gerald T. Van Sickle	Chris Graveline	Municipality Totals			
Options	REP	DEM	LIB	UST	UST	REP	DEM	LIB	UST	NPA	REP	DEM	LIB	UST	NPA
Algonac City Precinct 1	478	342	11	16	847	505	287	12	12	14	830				
Algonac City Precinct 2	494	379	27	20	920	523	328	24	15	24	914				
Berlin Township Precinct 1	947	407	23	25	1402	989	339	23	17	25	1393				
Brockway Township Precinct 1	558	251	20	13	842	581	213	20	9	15	838				
Burtchville Township Precinct 1	319	257	8	6	590	320	239	6	4	12	581				
Burtchville Township Precinct 2	333	273	13	10	629	349	249	14	8	4	624				
Burtchville Township Precinct 3	272	291	13	22	598	308	254	18	9	15	604				
Casco Township Precinct 1	457	259	19	10	745	484	219	18	6	9	736				
Casco Township Precinct 2	606	333	18	13	970	632	284	22	10	10	958				
China Township Precinct 1	541	359	15	11	926	569	306	11	5	17	908				
China Township Precinct 2	412	287	14	7	720	452	219	19	3	10	703				
Clay Township Precinct 1	518	259	16	16	809	540	213	28	9	17	807				
Clay Township Precinct 1 AV	226	150	1	5	382	252	118	6	3	1	380				
Clay Township Precinct 3	428	222	16	3	669	449	197	13	4	5	668				
Clay Township Precinct 3 AV	318	176	5	7	506	339	149	4	6	6	504				
Clay Township Precinct 4	257	162	6	6	431	278	137	8	1	3	427				
Clay Township Precinct 4 AV	176	91	3	0	270	187	76	3	0	1	267				
Clay Township Precinct 5	550	292	18	14	874	575	248	25	8	13	869				
Clay Township Precinct 5 AV	222	142	5	3	372	240	118	5	5	2	370				
Clyde Township Precinct 1	885	638	33	20	1576	924	565	35	18	24	1566				
Clyde Township Precinct 2	512	350	18	14	894	524	316	14	11	16	881				
Columbus Township Precinct 1	764	330	23	14	1131	799	268	19	13	14	1113				
Columbus Township Precinct 3	428	237	6	7	678	430	212	12	7	8	669				
Cottrellville Township Precinct 1	930	546	33	33	1542	976	461	30	22	25	1514				
East China Township Precinct 1	362	218	11	13	604	369	189	24	7	10	599				
East China Township Precinct 1 AV	115	126	0	2	243	126	102	2	3	3	236				
East China Township Precinct 2	353	248	11	4	616	352	223	14	3	10	602				
East China Township Precinct 2 AV	243	145	2	4	394	253	126	2	5	3	389				
Emmett Township Precinct 1	680	414	26	15	1135	697	366	24	11	15	1113				
Fort Gratiot Township Precinct 1	453	438	14	11	916	456	420	9	9	15	909				
Fort Gratiot Township Precinct 2	634	509	20	14	1177	659	456	19	11	21	1166				
Fort Gratiot Township Precinct 3	546	439	14	10	1009	569	393	15	18	10	1005				
Fort Gratiot Township Precinct 4	804	724	34	28	1590	863	625	32	21	35	1576				
Fort Gratiot Township Precinct 5	218	223	4	10	455	220	208	7	7	6	448				
Grant Township Precinct 1	507	305	23	15	850	527	268	16	11	16	838				
Greenwood Township Precinct 1	384	226	19	16	645	401	201	6	11	15	634				
Ira Township Precinct 1	265	119	12	5	401	266	116	9	2	7	400				
Ira Township Precinct 1 AV	118	68	1	1	188	119	64	0	1	1	185				
Ira Township Precinct 2	455	169	14	4	642	464	143	12	10	4	633				
Ira Township Precinct 2 AV	162	96	3	3	264	170	79	5	2	6	262				
Ira Township Precinct 3	197	135	7	5	344	197	119	14	0	11	341				
Ira Township Precinct 3 AV	62	46	3	1	112	67	41	1	0	1	110				
Kenockee Township Precinct 1	639	378	16	16	1049	664	335	18	13	11	1041				
Kimball Township Precinct 1	475	394	22	21	912	504	348	18	17	23	910				
Kimball Township Precinct 2	487	363	11	18	879	495	338	13	12	11	869				
Kimball Township Precinct 3	615	399	22	15	1051	624	361	28	14	16	1043				
Kimball Township Precinct 4	427	327	23	24	801	457	266	23	20	25	791				
Lynn Township Precinct 1	316	157	13	12	498	324	142	13	4	7	490				
Marine City Precinct 1	420	355	24	14	813	434	324	24	7	14	803				
Marine City Precinct 2	425	356	24	19	824	430	307	28	22	26	813				
Marysville City Precinct 1	507	424	27	14	972	537	364	30	15	21	967				
Marysville City Precinct 1 AV	157	151	1	3	312	159	134	4	1	3	301				
Marysville City Precinct 2	313	298	15	5	631	330	268	11	9	11	629				
Marysville City Precinct 2 AV	176	184	7	3	370	186	164	6	8	5	369				
Marysville City Precinct 3	423	290	14	7	734	451	251	10	9	15	736				
Marysville City Precinct 3 AV	128	135	1	2	266	141	115	2	5	3	266				
Marysville City Precinct 4	406	362	20	5	793	439	316	23	2	12	792				

Election:		November 2018										
Contest:		Secretary of State					Attorney General					
Options		Mary Treder Lang	Jocelyn Benson	Gregory Scott	Robert Gale	Municipality Totals	Tom Leonard	Dana Nessel	Lisa Lane Gioia	Gerald T. Van Sickle	Chris Graveline	Municipality Totals
		REP	DEM	LIB	UST		REP	DEM	LIB	UST	NPA	
Marysville City Precinct 4 AV		179	245	6	6	436	194	209	7	6	10	426
Memphis City Precinct 2		86	63	3	5	157	93	55	3	4	1	156
Mussey Township Precinct 1		966	519	46	38	1569	1008	459	37	28	24	1556
Port Huron City Precinct 1		353	400	19	3	775	359	382	16	6	11	774
Port Huron City Precinct 1 AV		168	176	5	5	354	173	165	2	3	9	352
Port Huron City Precinct 2		394	440	19	12	865	404	398	17	10	30	859
Port Huron City Precinct 2 AV		109	145	1	1	256	119	126	3	0	4	252
Port Huron City Precinct 3		456	425	21	23	925	459	401	24	16	21	921
Port Huron City Precinct 3 AV		105	124	3	1	233	113	113	2	3	2	233
Port Huron City Precinct 4		292	378	22	20	712	300	346	22	15	24	707
Port Huron City Precinct 4 AV		80	94	1	3	178	87	78	3	3	3	174
Port Huron City Precinct 5		227	314	27	17	585	227	288	32	10	23	580
Port Huron City Precinct 5 AV		52	83	0	1	136	54	76	3	1	1	135
Port Huron City Precinct 6		285	435	24	31	775	300	384	32	26	23	765
Port Huron City Precinct 6 AV		36	59	1	1	97	40	51	1	3	2	97
Port Huron City Precinct 7		172	309	22	24	527	178	282	18	18	24	520
Port Huron City Precinct 7 AV		18	50	2	2	72	21	48	2	1	0	72
Port Huron City Precinct 8		304	470	28	32	834	308	436	36	30	17	827
Port Huron City Precinct 8 AV		53	69	2	5	129	57	59	2	7	3	128
Port Huron City Precinct 9		321	434	30	24	809	318	407	26	25	25	801
Port Huron City Precinct 9 AV		49	90	4	2	145	53	81	3	2	3	142
Port Huron City Precinct 10		168	448	28	13	657	171	430	25	10	15	651
Port Huron City Precinct 10 AV		31	76	3	1	111	35	67	1	2	7	112
Port Huron Township Precinct 1		381	240	9	6	636	393	215	10	6	5	629
Port Huron Township Precinct 1 AV		160	138	4	3	305	171	115	4	5	3	298
Port Huron Township Precinct 2		350	281	21	15	667	376	246	27	6	11	666
Port Huron Township Precinct 2 AV		124	151	0	2	277	135	128	0	2	0	265
Port Huron Township Precinct 3		305	267	15	22	609	317	241	17	18	13	606
Port Huron Township Precinct 3 AV		136	116	7	2	261	141	102	4	6	0	253
Port Huron Township Precinct 4		147	141	9	4	301	146	132	9	2	10	299
Port Huron Township Precinct 4 AV		37	51	2	2	92	33	50	1	5	1	90
Port Huron Township Precinct 5		210	285	16	13	524	213	262	19	15	14	523
Port Huron Township Precinct 5 AV		64	96	4	0	164	74	83	3	2	2	164
Richmond City Precinct 1		1	0	0	0	1	1	0	0	0	0	1
Riley Township Precinct 1		942	462	39	31	1474	976	393	34	18	31	1452
St. Clair City Precinct 1		401	243	11	10	665	405	220	20	2	15	662
St. Clair City Precinct 1 AV		135	97	2	1	235	141	86	0	2	4	233
St. Clair City Precinct 2		361	321	16	12	710	378	283	18	9	14	702
St. Clair City Precinct 2 AV		101	107	1	1	210	107	93	5	1	1	207
St. Clair City Precinct 3		306	272	21	11	610	329	238	17	10	11	605
St. Clair City Precinct 3 AV		92	103	1	0	196	90	94	5	3	1	193
St. Clair Township Precinct 1		651	489	24	14	1178	696	416	20	8	16	1156
St. Clair Township Precinct 1 AV		400	252	2	5	659	421	208	3	5	9	646
St. Clair Township Precinct 2		719	354	34	22	1129	722	330	26	15	22	1115
St. Clair Township Precinct 2 AV		256	214	4	4	478	279	181	2	3	9	474
Wales Township Precinct 1		839	516	39	18	1412	864	455	37	23	16	1395
Yale City Precinct 1		349	247	20	14	630	365	210	22	8	16	621
Option Totals:		36474	27543	1440	1116	66573	38019	24309	1471	898	1188	65885

Election:		November 2018										Rep in Congress District 10											
Contest:												Municipality Totals											
Options		John James		Debbie Stabenow		George E. Huffman III		Marcia Squier		John Howard Wilhelm		Municipality Totals		Paul Mitchell		Kimberly Bizon		Harley Mikkelson		Jeremy Peruski		Municipality Totals	
		REP	DEM	DEM	UST	GRN	GRN	NL	UST	GRN	GRN	NL	REP	DEM	GRN	NPA	REP	DEM	GRN	NPA	REP	DEM	GRN
Algonac City Precinct 1		506	342	4	5	3	860						526	280	7	19	832						
Algonac City Precinct 2		519	384	8	17	10	938						540	311	17	28	896						
Berlin Township Precinct 1		1003	401	4	13	7	1428						1020	323	10	43	1396						
Brockway Township Precinct 1		592	244	9	5	5	855						583	207	8	40	838						
Burtchville Township Precinct 1		322	258	4	4	1	589						325	229	7	24	585						
Burtchville Township Precinct 2		344	283	3	4	4	638						349	240	2	40	631						
Burtchville Township Precinct 3		307	288	10	8	6	619						299	245	8	56	608						
Casco Township Precinct 1		471	266	2	11	4	754						483	227	12	15	737						
Casco Township Precinct 2		628	342	5	8	2	985						643	285	13	15	956						
China Township Precinct 1		570	356	5	8	3	942						593	285	5	27	910						
China Township Precinct 2		441	267	5	7	2	722						453	214	8	25	700						
Clay Township Precinct 1		554	246	6	12	8	826						546	205	17	23	791						
Clay Township Precinct 1 AV		223	167	1	1	2	394						246	124	2	7	379						
Clay Township Precinct 3		455	216	2	5	1	679						457	189	9	14	669						
Clay Township Precinct 3 AV		323	180	4	1	1	509						337	149	2	5	493						
Clay Township Precinct 4		276	156	2	1	1	436						277	141	3	8	429						
Clay Township Precinct 4 AV		171	103	0	1	0	275						184	78	1	2	265						
Clay Township Precinct 5		574	294	10	6	5	889						582	245	17	24	868						
Clay Township Precinct 5 AV		217	157	1	1	1	377						233	121	2	10	366						
Clyde Township Precinct 1		922	652	12	9	5	1600						930	546	7	87	1570						
Clyde Township Precinct 2		520	361	5	10	8	904						536	301	5	44	886						
Columbus Township Precinct 1		793	344	6	5	6	1154						803	272	5	30	1110						
Columbus Township Precinct 3		443	236	5	6	0	690						440	205	6	16	667						
Cottrellville Township Precinct 1		942	574	11	15	4	1546						998	451	8	53	1510						
East China Township Precinct 1		374	223	3	6	5	611						372	198	9	18	597						
East China Township Precinct 1 AV		117	125	0	2	0	244						126	103	2	4	235						
East China Township Precinct 2		381	235	1	8	2	627						371	215	5	23	614						
East China Township Precinct 2 AV		231	168	1	0	0	400						242	137	1	6	386						
Emmett Township Precinct 1		725	407	7	8	5	1152						720	360	10	32	1122						
Fort Gratiot Township Precinct 1		458	460	5	4	5	932						449	407	5	50	911						
Fort Gratiot Township Precinct 2		657	517	9	9	10	1202						643	445	16	75	1179						
Fort Gratiot Township Precinct 3		526	484	10	4	5	1029						562	388	7	43	1000						
Fort Gratiot Township Precinct 4		868	715	14	9	9	1615						839	608	18	122	1587						
Fort Gratiot Township Precinct 5		222	234	4	3	1	464						224	191	3	36	454						
Grant Township Precinct 1		530	320	4	4	6	864						524	263	4	61	852						
Greenwood Township Precinct 1		401	234	2	9	5	651						397	200	12	30	639						
Ira Township Precinct 1		275	123	3	3	2	406						281	105	4	6	396						
Ira Township Precinct 1 AV		114	73	1	1	0	189						123	58	0	1	182						
Ira Township Precinct 2		471	167	2	5	3	648						466	137	4	18	625						
Ira Township Precinct 2 AV		162	108	1	0	0	271						175	79	3	2	259						
Ira Township Precinct 3		210	121	1	10	4	346						201	116	11	11	339						
Ira Township Precinct 3 AV		61	47	0	3	0	111						63	43	2	0	108						
Kenockee Township Precinct 1		663	394	5	5	3	1070						654	334	11	48	1047						
Kimball Township Precinct 1		504	386	16	8	9	923						505	350	11	44	910						
Kimball Township Precinct 2		502	371	12	7	3	895						513	319	9	35	876						
Kimball Township Precinct 3		636	403	7	13	4	1063						649	356	7	43	1055						
Kimball Township Precinct 4		475	310	8	10	8	811						473	266	11	45	795						
Lynn Township Precinct 1		327	170	5	7	2	511						329	141	8	19	497						
Marine City Precinct 1		451	354	6	13	5	829						437	334	9	25	805						
Marine City Precinct 2		451	361	7	9	10	838						457	312	11	33	813						
Marysville City Precinct 1		580	377	11	11	6	985						543	342	17	59	961						
Marysville City Precinct 1 AV		165	151	1	1	1	319						169	131	1	7	308						
Marysville City Precinct 2		345	287	2	6	3	643						338	242	4	49	633						
Marysville City Precinct 2 AV		165	199	4	5	1	374						185	164	3	19	371						
Marysville City Precinct 3		449	282	10	7	3	751						444	220	6	70	740						
Marysville City Precinct 3 AV		133	138	2	1	0	274						139	108	1	18	266						
Marysville City Precinct 4		434	362	3	6	4	809						425	294	8	73	800						

OFFICIAL COUNTY VOTE TOTALS

General Election

Tuesday, November 6, 2018

Election: November 2018		Rep in Congress District 10										
Contest:		John James	Debbie Stabenow	George E. Huffman III	Marcia Squier	John Howard Wilhelm	Municipality Totals	Paul Mitchell	Kimberly Bizon	Harley Mikkelson	Jeremy Peruski	Municipality Totals
	Options	REP	DEM	UST	GRN	NL		REP	DEM	GRN	NPA	
	Marysville City Precinct 4 AV	185	249	1	0	1	436	209	200	2	18	429
	Memphis City Precinct 2	92	60	1	3	0	156	93	52	2	9	156
	Mussey Township Precinct 1	1034	523	16	13	5	1591	1004	450	16	86	1556
	Port Huron City Precinct 1	369	396	6	8	2	781	344	377	11	39	771
	Port Huron City Precinct 1 AV	164	195	2	1	3	365	175	160	0	18	353
	Port Huron City Precinct 2	423	422	5	14	9	873	410	370	3	84	867
	Port Huron City Precinct 2 AV	121	141	0	0	0	262	123	125	1	10	259
	Port Huron City Precinct 3	503	393	12	21	10	939	483	363	15	63	924
	Port Huron City Precinct 3 AV	107	131	0	0	1	239	108	107	1	16	232
	Port Huron City Precinct 4	324	354	10	19	11	718	302	352	16	42	712
	Port Huron City Precinct 4 AV	80	94	1	2	2	179	85	88	0	2	175
	Port Huron City Precinct 5	252	307	10	19	6	594	236	287	12	47	582
	Port Huron City Precinct 5 AV	44	88	2	3	0	137	52	74	0	8	134
	Port Huron City Precinct 6	310	406	20	18	20	774	317	389	15	47	768
	Port Huron City Precinct 6 AV	34	67	0	0	0	101	45	52	1	3	101
	Port Huron City Precinct 7	188	308	14	19	5	534	186	284	19	32	521
	Port Huron City Precinct 7 AV	21	50	1	0	0	72	27	40	1	3	71
	Port Huron City Precinct 8	353	442	17	23	10	845	324	426	17	66	833
	Port Huron City Precinct 8 AV	47	74	5	1	2	129	60	59	2	7	128
	Port Huron City Precinct 9	350	425	13	20	11	819	343	408	17	44	812
	Port Huron City Precinct 9 AV	45	97	1	0	2	145	55	80	0	4	139
	Port Huron City Precinct 10	192	423	12	22	9	658	192	412	14	38	656
	Port Huron City Precinct 10 AV	35	77	0	0	0	112	36	67	0	6	109
	Port Huron Township Precinct 1	406	231	8	2	2	649	389	218	2	35	644
	Port Huron Township Precinct 1 AV	164	139	1	3	3	310	176	114	3	14	307
	Port Huron Township Precinct 2	408	253	8	7	5	681	374	231	7	60	672
	Port Huron Township Precinct 2 AV	118	159	1	0	0	278	130	128	0	8	266
	Port Huron Township Precinct 3	322	273	9	3	7	614	318	240	8	37	603
	Port Huron Township Precinct 3 AV	127	135	1	1	0	264	153	97	3	4	257
	Port Huron Township Precinct 4	158	133	3	4	4	302	148	129	4	16	297
	Port Huron Township Precinct 4 AV	33	56	1	3	0	93	38	48	2	2	90
	Port Huron Township Precinct 5	236	265	5	14	8	528	225	258	8	27	518
	Port Huron Township Precinct 5 AV	63	99	2	1	1	166	73	87	2	2	164
	Richmond City Precinct 1	1	0	0	0	0	1	1	0	0	0	1
	Riley Township Precinct 1	975	482	12	8	7	1484	1007	384	16	52	1459
	St. Clair City Precinct 1	411	249	7	8	4	679	415	211	8	35	669
	St. Clair City Precinct 1 AV	131	105	0	2	1	239	149	85	0	0	234
	St. Clair City Precinct 2	381	329	5	7	4	726	380	274	13	34	701
	St. Clair City Precinct 2 AV	103	107	1	4	0	215	113	86	1	5	205
	St. Clair City Precinct 3	351	242	13	7	6	619	332	236	12	29	609
	St. Clair City Precinct 3 AV	92	106	1	1	0	200	96	92	1	1	190
	St. Clair Township Precinct 1	716	442	7	9	7	1181	704	398	11	52	1165
	St. Clair Township Precinct 1 AV	392	261	3	1	2	659	422	208	5	16	651
	St. Clair Township Precinct 2	762	352	9	10	6	1139	762	305	10	36	1113
	St. Clair Township Precinct 2 AV	265	212	4	0	1	482	279	174	3	19	475
	Wales Township Precinct 1	895	507	7	16	6	1431	888	438	22	52	1400
	Yale City Precinct 1	367	258	7	4	4	640	360	217	6	44	627
	Option Totals:	38329	27540	555	681	400	67505	38562	23719	726	3052	66059

OFFICIAL COUNTY VOTE TOTALS

General Election

Tuesday, November 6, 2018

Election:		November 2018			
Contest:		State Senator District 25			
Options	Dan Lauwers		Debbie Bourgois		Municipality Totals
	REP	DEM	REP	DEM	
Algonac City Precinct 1	529	283	283	812	812
Algonac City Precinct 2	534	341	341	875	875
Berlin Township Precinct 1	1035	327	327	1362	1362
Brockway Township Precinct 1	657	174	174	831	831
Burtchville Township Precinct 1	338	224	224	562	562
Burtchville Township Precinct 2	361	248	248	609	609
Burtchville Township Precinct 3	315	276	276	591	591
Casco Township Precinct 1	483	221	221	704	704
Casco Township Precinct 2	626	296	296	922	922
China Township Precinct 1	609	280	280	889	889
China Township Precinct 2	465	228	228	693	693
Clay Township Precinct 1	551	226	226	777	777
Clay Township Precinct 1 AV	251	117	117	368	368
Clay Township Precinct 3	459	188	188	647	647
Clay Township Precinct 3 AV	336	144	144	480	480
Clay Township Precinct 4	248	163	163	411	411
Clay Township Precinct 4 AV	161	98	98	259	259
Clay Township Precinct 5	599	256	256	855	855
Clay Township Precinct 5 AV	237	118	118	355	355
Clyde Township Precinct 1	966	553	553	1519	1519
Clyde Township Precinct 2	552	306	306	858	858
Columbus Township Precinct 1	790	278	278	1068	1068
Columbus Township Precinct 3	428	212	212	640	640
Cottrelville Township Precinct 1	1020	450	450	1470	1470
East China Township Precinct 1	386	194	194	580	580
East China Township Precinct 1 AV	122	105	105	227	227
East China Township Precinct 2	357	227	227	584	584
East China Township Precinct 2 AV	260	123	123	383	383
Emmett Township Precinct 1	790	322	322	1112	1112
Fort Gratiot Township Precinct 1	470	409	409	879	879
Fort Gratiot Township Precinct 2	691	447	447	1138	1138
Fort Gratiot Township Precinct 3	582	397	397	979	979
Fort Gratiot Township Precinct 4	882	656	656	1538	1538
Fort Gratiot Township Precinct 5	232	206	206	438	438
Grant Township Precinct 1	567	260	260	827	827
Greenwood Township Precinct 1	454	179	179	633	633
Ira Township Precinct 1	272	110	110	382	382
Ira Township Precinct 1 AV	114	62	62	176	176
Ira Township Precinct 2	453	150	150	603	603
Ira Township Precinct 2 AV	178	76	76	254	254
Ira Township Precinct 3	192	134	134	326	326
Ira Township Precinct 3 AV	63	44	44	107	107
Kenoske Township Precinct 1	702	331	331	1033	1033
Kimball Township Precinct 1	511	366	366	877	877
Kimball Township Precinct 2	501	340	340	841	841
Kimball Township Precinct 3	639	367	367	1006	1006
Kimball Township Precinct 4	467	291	291	758	758
Lynn Township Precinct 1	369	122	122	491	491
Marine City Precinct 1	460	325	325	785	785
Marine City Precinct 2	471	338	338	809	809
Marysville City Precinct 1	575	359	359	934	934
Marysville City Precinct 1 AV	177	126	126	303	303
Marysville City Precinct 2	356	254	254	610	610
Marysville City Precinct 2 AV	212	151	151	363	363
Marysville City Precinct 3	471	246	246	717	717
Marysville City Precinct 3 AV	145	116	116	261	261
Marysville City Precinct 4	450	320	320	770	770
Marysville City Precinct 4 AV	217	203	203	420	420
Memphis City Precinct 2	91	60	60	151	151
Mussey Township Precinct 1	1127	416	416	1543	1543
Port Huron City Precinct 1	365	383	383	748	748
Port Huron City Precinct 1 AV	190	151	151	341	341

OFFICIAL COUNTY VOTE TOTALS

General Election
Tuesday, November 6, 2018

Election:		November 2018			
Contest:		State Senator District 25			
	Options	Dan Lauwers	Debbie Bourgeois	Municipality Totals	
		REP	DEM		
Port Huron City	Precinct 2	429	406	835	
Port Huron City	Precinct 2 AV	125	123	248	
Port Huron City	Precinct 3	483	400	883	
Port Huron City	Precinct 3 AV	118	109	227	
Port Huron City	Precinct 4	322	371	693	
Port Huron City	Precinct 4 AV	93	78	171	
Port Huron City	Precinct 5	243	318	561	
Port Huron City	Precinct 5 AV	54	78	132	
Port Huron City	Precinct 6	314	419	733	
Port Huron City	Precinct 6 AV	46	52	98	
Port Huron City	Precinct 7	176	331	507	
Port Huron City	Precinct 7 AV	25	43	68	
Port Huron City	Precinct 8	334	469	803	
Port Huron City	Precinct 8 AV	63	62	125	
Port Huron City	Precinct 9	351	427	778	
Port Huron City	Precinct 9 AV	57	80	137	
Port Huron City	Precinct 10	193	439	632	
Port Huron City	Precinct 10 AV	43	67	110	
Port Huron Township	Precinct 1	396	213	609	
Port Huron Township	Precinct 1 AV	188	110	298	
Port Huron Township	Precinct 2	390	257	647	
Port Huron Township	Precinct 2 AV	138	119	257	
Port Huron Township	Precinct 3	339	246	585	
Port Huron Township	Precinct 3 AV	149	98	247	
Port Huron Township	Precinct 4	167	124	291	
Port Huron Township	Precinct 4 AV	36	49	85	
Port Huron Township	Precinct 5	233	274	507	
Port Huron Township	Precinct 5 AV	75	87	162	
Richmond City	Precinct 1	1	0	1	
Riley Township	Precinct 1	1019	390	1409	
St. Clair City	Precinct 1	428	229	657	
St. Clair City	Precinct 1 AV	150	80	230	
St. Clair City	Precinct 2	390	293	683	
St. Clair City	Precinct 2 AV	110	84	194	
St. Clair City	Precinct 3	343	241	584	
St. Clair City	Precinct 3 AV	102	83	185	
St. Clair Township	Precinct 1	730	406	1136	
St. Clair Township	Precinct 1 AV	447	201	648	
St. Clair Township	Precinct 2	777	301	1078	
St. Clair Township	Precinct 2 AV	289	173	462	
Wales Township	Precinct 1	890	464	1354	
Yale City	Precinct 1	456	174	630	
Option Totals:		39823	24341	64164	

General Election

Tuesday, November 6, 2018

Election: Contest:	November 2018				Municipality Totals
	Options	Pamela Hornberger REP	Paul Manley DEM	Rep in State Legislature District 32	
Casco Township Precinct 1		488	230		718
Casco Township Precinct 2		629	290		919
Columbus Township Precinct 1		803	284		1087
Columbus Township Precinct 3		430	211		641
Ira Township Precinct 1		281	107		388
Ira Township Precinct 1 AV		118	61		179
Ira Township Precinct 2		476	141		617
Ira Township Precinct 2 AV		172	80		252
Ira Township Precinct 3		199	130		329
Ira Township Precinct 3 AV		64	44		108
Kenockee Township Precinct 1		665	343		1008
Kimball Township Precinct 1		527	366		893
Kimball Township Precinct 2		514	331		845
Kimball Township Precinct 3		657	368		1025
Kimball Township Precinct 4		477	288		765
Memphis City Precinct 2		91	62		153
Richmond City Precinct 1		1	0		1
Riley Township Precinct 1		974	424		1398
Wales Township Precinct 1		870	483		1353
Option Totals:		8436	4243		12679

OFFICIAL COUNTY VOTE TOTALS

General Election

Tuesday, November 6, 2018

Election: Contest:	November 2018			
	Rep in State Legislature District 81			
	Options	Gary R. Eisen REP	Joshua Rivard DEM	Municipality Totals
Algonac City Precinct 1	503	318	821	
Algonac City Precinct 2	511	372	883	
Berlin Township Precinct 1	993	350	1343	
Brockway Township Precinct 1	585	224	809	
China Township Precinct 1	616	291	907	
China Township Precinct 2	447	240	687	
Clay Township Precinct 1	528	245	773	
Clay Township Precinct 1 AV	244	130	374	
Clay Township Precinct 3	442	198	640	
Clay Township Precinct 3 AV	333	154	487	
Clay Township Precinct 4	265	144	409	
Clay Township Precinct 4 AV	181	80	261	
Clay Township Precinct 5	564	288	852	
Clay Township Precinct 5 AV	224	124	348	
Clyde Township Precinct 1	938	572	1510	
Clyde Township Precinct 2	532	328	860	
Cottleville Township Precinct 1	992	497	1489	
East China Township Precinct 1	376	204	580	
East China Township Precinct 1 AV	138	102	240	
East China Township Precinct 2	382	222	604	
East China Township Precinct 2 AV	260	124	384	
Emmett Township Precinct 1	710	376	1086	
Grant Township Precinct 1	546	279	825	
Greenwood Township Precinct 1	401	205	606	
Lynn Township Precinct 1	326	151	477	
Marine City Precinct 1	450	332	782	
Marine City Precinct 2	475	320	795	
Marysville City Precinct 1	556	378	934	
Marysville City Precinct 1 AV	181	122	303	
Marysville City Precinct 2	345	273	618	
Marysville City Precinct 2 AV	202	153	355	
Marysville City Precinct 3	456	257	713	
Marysville City Precinct 3 AV	145	118	263	
Marysville City Precinct 4	456	319	775	
Marysville City Precinct 4 AV	200	211	411	
Mussey Township Precinct 1	1009	501	1510	
Port Huron Township Precinct 1	406	218	624	
Port Huron Township Precinct 1 AV	177	117	294	
Port Huron Township Precinct 2	394	253	647	
Port Huron Township Precinct 2 AV	132	126	258	
Port Huron Township Precinct 3	334	250	584	
Port Huron Township Precinct 3 AV	144	108	252	
Port Huron Township Precinct 4	158	133	291	
Port Huron Township Precinct 4 AV	33	52	85	
Port Huron Township Precinct 5	225	276	501	
Port Huron Township Precinct 5 AV	76	84	160	
St. Clair City Precinct 1	431	227	658	
St. Clair City Precinct 1 AV	144	81	225	
St. Clair City Precinct 2	404	289	693	
St. Clair City Precinct 2 AV	128	73	201	
St. Clair City Precinct 3	367	226	593	
St. Clair City Precinct 3 AV	111	79	190	
St. Clair Township Precinct 1	731	418	1149	
St. Clair Township Precinct 1 AV	430	200	630	
St. Clair Township Precinct 2	797	315	1112	
St. Clair Township Precinct 2 AV	300	171	471	
Yale City Precinct 1	377	232	609	
Option Totals:	22811	13130	35941	

OFFICIAL COUNTY VOTE TOTALS

General Election

Tuesday, November 6, 2018

Election:		November 2018			
Contest:		Rep in State Legislature District 83			
Options	Shane Hernandez		Stefanie Brown		Municipality Totals
	REP	DEM	Brown	DEM	
Burtchville Township Precinct 1	354	216	216		570
Burtchville Township Precinct 2	380	229	229		609
Burtchville Township Precinct 3	332	258	258		590
Fort Gratiot Township Precinct 1	499	391	391		890
Fort Gratiot Township Precinct 2	712	438	438		1150
Fort Gratiot Township Precinct 3	599	374	374		973
Fort Gratiot Township Precinct 4	928	621	621		1549
Fort Gratiot Township Precinct 5	241	203	203		444
Port Huron City Precinct 1	396	361	361		757
Port Huron City Precinct 1 AV	203	146	146		349
Port Huron City Precinct 2	470	370	370		840
Port Huron City Precinct 2 AV	139	109	109		248
Port Huron City Precinct 3	514	382	382		896
Port Huron City Precinct 3 AV	127	98	98		225
Port Huron City Precinct 4	347	351	351		698
Port Huron City Precinct 4 AV	96	78	78		174
Port Huron City Precinct 5	261	306	306		567
Port Huron City Precinct 5 AV	60	72	72		132
Port Huron City Precinct 6	345	395	395		740
Port Huron City Precinct 6 AV	44	52	52		96
Port Huron City Precinct 7	203	303	303		506
Port Huron City Precinct 7 AV	27	40	40		67
Port Huron City Precinct 8	371	448	448		819
Port Huron City Precinct 8 AV	67	58	58		125
Port Huron City Precinct 9	390	398	398		788
Port Huron City Precinct 9 AV	66	74	74		140
Port Huron City Precinct 10	219	421	421		640
Port Huron City Precinct 10 AV	44	65	65		109
Option Totals:					15691
	8434	7257			

OFFICIAL COUNTY VOTE TOTALS

General Election

Tuesday, November 6, 2018

Election:		November 2018											
Contest:		Member of the State Board of Education											
Options		Tami Carbone	Richard Zelle	Judith P. Pritchett	Tiffany Tilley	Scotty Boman	John J. Tatar	Karen Adams	Douglas Levesque	Sherry A. Wells	Mary Anne Hering	Logan R. Smith	Municipality Totals
	REP	DEM	DEM	DEM	LIB	LIB	UST	UST	UST	GRN	WC	WC	
Algonac City Precinct 1	408	369	262	237	31	18	18	14	8	29	28	1422	
Algonac City Precinct 2	429	387	287	258	32	23	21	6	12	38	31	1524	
Berlin Township Precinct 1	808	718	306	275	44	38	36	17	11	47	43	2343	
Brockway Township Precinct 1	473	435	177	170	27	14	23	9	7	33	29	1397	
Burtchville Township Precinct 1	279	260	197	196	13	8	5	5	7	21	19	1010	
Burtchville Township Precinct 2	297	254	211	192	21	15	13	5	3	22	15	1048	
Burtchville Township Precinct 3	235	208	232	198	21	19	24	10	12	31	28	1018	
Casco Township Precinct 1	382	354	203	181	21	15	14	7	16	29	20	1242	
Casco Township Precinct 2	507	441	262	230	31	22	24	11	10	32	28	1598	
China Township Precinct 1	457	421	273	244	35	22	10	4	11	29	27	1533	
China Township Precinct 2	359	317	186	173	20	15	11	3	9	27	21	1141	
Clay Township Precinct 1	440	379	182	162	29	13	15	10	15	43	27	1315	
Clay Township Precinct 1 AV	205	180	125	112	11	6	7	4	2	10	10	672	
Clay Township Precinct 3	377	337	173	148	17	16	7	4	6	16	12	1113	
Clay Township Precinct 3 AV	290	270	133	131	4	8	6	5	4	12	6	869	
Clay Township Precinct 4	220	189	126	110	19	8	8	7	4	11	8	710	
Clay Township Precinct 4 AV	162	159	81	62	5	3	1	0	2	2	1	478	
Clay Township Precinct 5	482	410	223	211	35	13	15	2	16	36	34	1477	
Clay Township Precinct 5 AV	188	180	110	101	9	6	9	3	1	11	9	627	
Clyde Township Precinct 1	750	698	503	463	46	30	36	15	17	64	50	2672	
Clyde Township Precinct 2	417	384	263	243	29	14	15	7	13	36	40	1461	
Columbus Township Precinct 1	637	577	251	212	41	32	16	11	5	33	30	1845	
Columbus Township Precinct 3	367	316	183	166	20	14	14	8	10	15	15	1128	
Cottrellville Township Precinct 1	776	682	415	384	55	29	48	16	12	67	51	2535	
East China Township Precinct 1	303	260	178	154	19	16	9	12	7	18	12	988	
East China Township Precinct 1 AV	108	99	90	80	5	3	5	1	4	7	6	408	
East China Township Precinct 2	281	257	195	168	15	13	11	3	10	16	15	984	
East China Township Precinct 2 AV	209	204	123	107	9	1	4	1	4	9	8	679	
Emmett Township Precinct 1	570	494	316	289	37	21	18	11	17	33	30	1836	
Fort Gratiot Township Precinct 1	392	372	380	342	26	12	10	9	8	27	20	1598	
Fort Gratiot Township Precinct 2	558	496	394	361	45	20	29	9	16	60	38	2026	
Fort Gratiot Township Precinct 3	477	423	338	291	30	17	32	7	13	45	40	1713	
Fort Gratiot Township Precinct 4	699	633	570	517	65	32	37	14	16	74	45	2702	
Fort Gratiot Township Precinct 5	187	174	187	176	19	7	12	8	2	21	9	802	
Grant Township Precinct 1	433	389	244	237	33	23	19	10	10	51	40	1489	
Greenwood Township Precinct 1	328	267	179	165	24	23	7	5	7	28	20	1053	
Ira Township Precinct 1	230	204	98	88	10	8	7	4	5	19	12	685	
Ira Township Precinct 1 AV	99	95	52	55	3	0	1	3	0	4	3	315	
Ira Township Precinct 2	373	328	117	120	26	16	10	4	7	18	13	1032	
Ira Township Precinct 2 AV	148	120	69	65	7	5	3	1	1	5	2	426	
Ira Township Precinct 3	165	144	96	96	17	9	5	1	10	14	8	565	
Ira Township Precinct 3 AV	57	57	35	36	0	0	1	1	2	3	1	193	
Kenosha Township Precinct 1	537	509	281	249	22	15	25	18	8	53	38	1755	
Kimball Township Precinct 1	413	370	300	291	34	15	29	8	12	43	38	1553	
Kimball Township Precinct 2	420	370	290	274	28	12	20	8	8	39	24	1493	
Kimball Township Precinct 3	532	482	307	300	29	21	28	15	7	40	35	1796	
Kimball Township Precinct 4	361	313	239	216	30	20	19	5	9	49	32	1293	
Lynn Township Precinct 1	272	234	128	104	18	12	12	8	9	16	16	829	
Marine City Precinct 1	360	331	284	262	37	21	15	6	18	31	24	1389	
Marine City Precinct 2	353	310	271	261	33	23	18	6	10	43	48	1376	
Marysville City Precinct 1	420	359	331	294	45	25	19	13	16	51	38	1611	
Marysville City Precinct 1 AV	137	123	115	103	7	1	7	5	4	5	5	512	
Marysville City Precinct 2	280	232	228	221	28	16	14	5	11	28	22	1085	
Marysville City Precinct 2 AV	152	145	159	136	14	6	7	4	2	15	7	647	
Marysville City Precinct 3	375	340	228	201	26	18	18	5	9	30	24	1274	
Marysville City Precinct 3 AV	111	107	101	103	5	3	5	3	0	5	6	449	
Marysville City Precinct 4	355	312	277	268	44	19	17	9	5	33	22	1361	
Marysville City Precinct 4 AV	163	148	183	164	15	6	7	5	6	22	14	733	

Election:		November 2018										
Contest:		Member of the State Board of Education										
Options	Tami Carbone	Richard Zelle	Judith P. Pritchett	Tiffany Tilley	Scotty Roman	John J. Tatar	Karen Adams	Douglas Levesque	Sherry A. Wells	Mary Anne Hering	Logan R. Smith	Municipality Totals
	REP	REP	DEM	DEM	LIB	LIB	UST	UST	GRN	WC	WC	
Memphis City Precinct 2	69	60	48	41	4	3	3	1	8	11	6	254
Mussey Township Precinct 1	836	726	389	357	57	47	50	21	24	63	65	2635
Port Huron City Precinct 1	306	256	310	301	35	17	15	2	13	27	26	1308
Port Huron City Precinct 1 AV	141	142	142	130	7	4	9	2	0	13	6	596
Port Huron City Precinct 2	341	302	349	321	38	20	22	14	18	53	40	1518
Port Huron City Precinct 2 AV	97	96	112	102	7	3	4	1	1	5	4	432
Port Huron City Precinct 3	406	364	332	310	43	21	16	9	17	40	29	1587
Port Huron City Precinct 3 AV	94	86	97	85	11	3	7	2	2	8	5	400
Port Huron City Precinct 4	243	202	276	268	32	17	28	8	22	60	38	1194
Port Huron City Precinct 4 AV	79	71	73	69	5	0	3	0	6	4	0	310
Port Huron City Precinct 5	180	155	241	234	37	18	20	3	13	53	34	988
Port Huron City Precinct 5 AV	46	43	67	68	2	1	0	0	3	5	2	237
Port Huron City Precinct 6	236	205	307	297	31	14	35	12	23	52	43	1255
Port Huron City Precinct 6 AV	31	31	47	43	2	1	2	1	1	5	6	170
Port Huron City Precinct 7	142	113	226	208	23	20	28	5	37	45	29	876
Port Huron City Precinct 7 AV	19	18	39	35	2	3	1	3	1	5	3	129
Port Huron City Precinct 8	260	231	385	349	45	30	40	18	24	77	54	1513
Port Huron City Precinct 8 AV	47	41	59	46	1	1	6	5	2	7	6	221
Port Huron City Precinct 9	267	217	341	314	41	26	31	9	24	61	42	1373
Port Huron City Precinct 9 AV	42	32	70	62	2	0	4	1	1	13	15	242
Port Huron City Precinct 10	150	136	337	328	23	12	23	10	13	50	44	1126
Port Huron City Precinct 10 AV	28	27	59	55	5	3	3	0	0	6	4	190
Port Huron Township Precinct 1	325	294	204	183	22	12	10	3	9	19	16	1097
Port Huron Township Precinct 1 AV	142	120	111	94	12	5	10	4	5	8	3	514
Port Huron Township Precinct 2	284	263	214	197	26	15	24	13	17	45	30	1128
Port Huron Township Precinct 2 AV	104	95	120	93	7	1	12	5	2	6	2	447
Port Huron Township Precinct 3	254	223	209	186	29	19	14	5	8	39	17	1003
Port Huron Township Precinct 3 AV	103	98	88	84	10	9	11	4	3	14	13	437
Port Huron Township Precinct 4	121	101	108	99	16	7	8	3	9	17	14	503
Port Huron Township Precinct 4 AV	31	24	45	43	5	2	2	0	0	5	2	159
Port Huron Township Precinct 5	183	156	218	196	18	11	23	5	8	34	28	880
Port Huron Township Precinct 5 AV	58	54	81	72	4	2	4	1	1	5	4	286
Richmond City Precinct 1	1	1	0	0	0	0	0	0	0	0	0	2
Riley Township Precinct 1	792	708	354	335	40	30	21	13	14	44	54	2405
St. Clair City Precinct 1	354	314	206	186	25	15	10	0	13	22	16	1161
St. Clair City Precinct 1 AV	114	112	90	77	2	0	4	2	3	1	2	407
St. Clair City Precinct 2	328	262	259	244	26	9	12	6	11	23	20	1200
St. Clair City Precinct 2 AV	90	80	77	81	5	4	3	1	4	6	6	357
St. Clair City Precinct 3	250	207	203	185	24	22	21	7	17	30	26	992
St. Clair City Precinct 3 AV	83	75	82	80	5	1	2	0	3	7	0	338
St. Clair Township Precinct 1	584	516	367	346	29	21	19	13	11	46	31	1983
St. Clair Township Precinct 1 AV	385	367	192	167	8	3	12	4	5	15	8	1166
St. Clair Township Precinct 2	599	529	270	234	43	32	26	14	11	36	33	1827
St. Clair Township Precinct 2 AV	236	223	171	151	14	1	14	6	2	16	13	847
Wales Township Precinct 1	698	614	410	363	42	45	38	18	17	56	46	2347
Yale City Precinct 1	307	274	193	192	26	20	23	5	8	32	24	1104
Option Totals:	31289	27890	21325	19564	2312	1410	1549	669	920	2838	2206	111972

Election:		November 2018																						
Contest:		Regent of the University of Michigan																						
Options	Andrea Fischer Newman		Andrew Richner		Jordan Acker		Paul Brown		James Lewis Hudler		John Jascob		Joe Sanger		Crystal Van Sickle		Kevin A. Graves		Marge Katchmark		Sallows		Municipality Totals	
	REP	DEM	REP	DEM	DEM	DEM	LIB	LIB	DEM	DEM	LIB	LIB	DEM	DEM	LIB	LIB	UST	UST	GRN	GRN	NL	NL		
Algonac City Precinct 1	393	371	245	215	23	23	23	21	29	13	15	1348												
Algonac City Precinct 2	419	394	264	254	21	22	19	25	18	13	1449													
Berlin Township Precinct 1	765	724	293	285	37	39	23	36	19	17	2238													
Brockway Township Precinct 1	467	434	175	167	23	21	25	33	10	12	1367													
Burtchville Township Precinct 1	282	248	194	186	9	9	10	18	7	10	973													
Burtchville Township Precinct 2	290	250	196	195	15	19	12	13	5	8	1003													
Burtchville Township Precinct 3	239	203	219	209	13	11	16	28	11	15	964													
Casco Township Precinct 1	381	345	181	174	18	15	16	22	16	14	1182													
Casco Township Precinct 2	500	457	231	218	18	20	16	30	20	13	1523													
China Township Precinct 1	455	413	253	243	28	24	13	15	16	9	1469													
China Township Precinct 2	354	307	178	165	19	17	15	22	11	11	1099													
Clay Township Precinct 1	436	399	167	167	11	16	16	23	16	12	1263													
Clay Township Precinct 1 AV	191	180	119	112	4	7	8	7	4	4	636													
Clay Township Precinct 3	369	337	156	151	12	12	11	9	7	4	1068													
Clay Township Precinct 3 AV	277	260	121	123	6	4	7	12	6	4	820													
Clay Township Precinct 4	215	203	113	99	12	7	7	9	5	3	673													
Clay Township Precinct 4 AV	167	162	65	71	2	1	0	1	1	2	472													
Clay Township Precinct 5	460	417	218	196	17	16	12	27	13	22	1398													
Clay Township Precinct 5 AV	182	184	95	97	8	9	4	11	3	7	600													
Clyde Township Precinct 1	734	702	498	458	33	35	28	48	20	17	2573													
Clyde Township Precinct 2	420	386	241	243	15	15	22	40	12	14	1408													
Columbus Township Precinct 1	628	579	211	220	26	30	24	27	10	10	1765													
Columbus Township Precinct 3	352	322	176	167	11	14	13	13	8	7	1083													
Cottrellville Township Precinct 1	761	719	380	363	33	38	40	47	16	20	2417													
East China Township Precinct 1	283	266	166	161	10	11	11	16	12	6	942													
East China Township Precinct 1 AV	108	100	82	89	2	4	6	7	1	5	404													
East China Township Precinct 2	286	252	180	172	11	12	6	9	9	6	943													
East China Township Precinct 2 AV	209	210	111	111	2	4	2	10	4	7	670													
Emmett Township Precinct 1	547	507	290	277	20	17	16	22	21	17	1734													
Fort Gratiot Township Precinct 1	394	367	361	327	17	13	18	25	12	15	1549													
Fort Gratiot Township Precinct 2	557	495	358	358	31	28	20	33	16	11	1907													
Fort Gratiot Township Precinct 3	475	435	323	342	15	14	14	31	17	11	1647													
Fort Gratiot Township Precinct 4	714	632	552	491	29	30	38	60	18	23	2587													
Fort Gratiot Township Precinct 5	191	178	173	166	9	7	12	14	4	2	756													
Grant Township Precinct 1	432	403	241	232	21	21	20	31	11	15	1427													
Greenwood Township Precinct 1	318	284	158	162	25	20	13	13	12	7	1012													
Ira Township Precinct 1	227	213	88	86	6	8	7	9	3	10	657													
Ira Township Precinct 1 AV	94	91	51	44	1	3	5	4	2	3	298													
Ira Township Precinct 2	379	339	119	106	13	13	6	11	6	10	1002													
Ira Township Precinct 2 AV	134	120	62	67	5	5	9	4	2	2	410													
Ira Township Precinct 3	164	148	98	88	10	5	5	7	11	6	542													
Ira Township Precinct 3 AV	53	55	39	37	0	2	1	0	2	1	190													
Kenockee Township Precinct 1	523	502	259	258	19	17	36	40	10	8	1672													
Kimball Township Precinct 1	422	380	287	291	11	24	18	33	13	16	1495													
Kimball Township Precinct 2	413	379	274	284	19	12	12	26	15	10	1444													
Kimball Township Precinct 3	529	499	297	286	20	23	24	30	16	14	1738													
Kimball Township Precinct 4	365	329	228	229	18	13	17	25	11	14	1249													
Lynn Township Precinct 1	256	244	113	108	14	12	15	13	9	6	790													
Marine City Precinct 1	362	325	275	247	24	26	9	19	15	10	1312													
Marine City Precinct 2	351	314	264	257	23	20	29	38	27	17	1340													
Marysville City Precinct 1	426	375	302	280	21	22	21	31	22	14	1514													
Marysville City Precinct 1 AV	134	121	110	101	4	3	7	7	4	3	494													
Marysville City Precinct 2	285	241	233	208	18	19	9	14	16	11	1054													
Marysville City Precinct 2 AV	150	137	140	138	10	6	4	10	4	6	605													
Marysville City Precinct 3	384	345	222	190	13	16	15	15	14	10	1224													
Marysville City Precinct 3 AV	117	102	98	99	5	2	5	10	1	1	440													
Marysville City Precinct 4	349	306	281	261	23	25	10	16	11	9	1291													
Marysville City Precinct 4 AV	163	145	180	165	12	11	6	17	5	5	709													

OFFICIAL COUNTY VOTE TOTALS

General Election
Tuesday, November 6, 2018

Election:		November 2018										
Contest:		Regent of the University of Michigan										
	Options	Andrew Fischer Newman	Andrew Richner	Jordan Acker DEM	Paul Brown DEM	James Lewis Hudler LIB	John Jascob LIB	Joe Sanger UST	Crystal Van Sickle UST	Kevin A. Graves GRN	Marge Katchmark Sallows	Municipality Totals
		REP	REP	DEM	DEM	LIB	LIB	UST	UST	GRN	NL	
Memphis City Precinct 2		68	59	40	43	4	7	3	4	6	3	237
Mussey Township Precinct 1		825	746	372	355	37	35	45	62	27	26	2530
Port Huron City Precinct 1		313	257	311	284	15	19	10	18	18	6	1251
Port Huron City Precinct 1 AV		155	143	133	124	0	2	7	11	4	2	581
Port Huron City Precinct 2		347	321	335	318	18	20	22	34	18	17	1450
Port Huron City Precinct 2 AV		107	103	100	101	2	3	1	3	3	4	427
Port Huron City Precinct 3		402	354	333	302	20	22	21	32	14	9	1509
Port Huron City Precinct 3 AV		102	84	88	82	8	4	2	8	2	4	384
Port Huron City Precinct 4		250	221	289	265	23	15	23	31	25	15	1157
Port Huron City Precinct 4 AV		72	70	68	72	3	3	2	4	2	3	299
Port Huron City Precinct 5		190	164	242	233	18	23	14	27	23	29	963
Port Huron City Precinct 5 AV		45	43	63	67	1	2	1	4	3	0	229
Port Huron City Precinct 6		236	211	331	292	19	22	28	35	18	16	1208
Port Huron City Precinct 6 AV		30	32	45	43	0	1	5	9	1	4	170
Port Huron City Precinct 7		154	127	232	211	18	18	20	31	29	19	859
Port Huron City Precinct 7 AV		20	14	41	35	1	1	4	4	1	5	126
Port Huron City Precinct 8		268	239	376	363	25	33	36	62	23	24	1449
Port Huron City Precinct 8 AV		51	47	49	52	2	3	6	7	0	2	219
Port Huron City Precinct 9		282	228	332	329	27	31	21	43	24	20	1337
Port Huron City Precinct 9 AV		44	37	66	69	0	1	8	8	1	4	238
Port Huron City Precinct 10		157	141	352	348	15	13	19	25	23	10	1103
Port Huron City Precinct 10 AV		29	29	57	58	1	0	4	6	0	5	189
Port Huron Township Precinct 1		328	302	190	169	16	18	8	19	4	5	1059
Port Huron Township Precinct 1 AV		145	124	101	92	7	7	7	13	4	5	505
Port Huron Township Precinct 2		304	264	202	182	14	14	25	41	8	13	1067
Port Huron Township Precinct 2 AV		110	99	101	94	1	0	8	8	2	4	427
Port Huron Township Precinct 3		259	216	203	189	18	20	16	17	4	6	948
Port Huron Township Precinct 3 AV		101	96	87	82	8	8	11	17	5	3	418
Port Huron Township Precinct 4		126	103	109	98	7	12	5	11	4	3	478
Port Huron Township Precinct 4 AV		29	24	45	41	5	1	2	5	1	1	154
Port Huron Township Precinct 5		188	153	220	203	10	18	10	22	13	9	846
Port Huron Township Precinct 5 AV		58	52	80	76	1	2	1	5	1	2	278
Richmond City Precinct 1		1	1	0	0	0	0	0	0	0	0	2
Riley Township Precinct 1		769	692	333	312	34	32	36	33	15	20	2276
St. Clair City Precinct 1		351	326	193	179	14	13	5	12	10	10	1113
St. Clair City Precinct 1 AV		121	110	79	69	0	0	2	1	3	2	387
St. Clair City Precinct 2		304	273	232	228	6	13	16	19	9	8	1108
St. Clair City Precinct 2 AV		89	78	81	82	4	3	2	9	4	2	354
St. Clair City Precinct 3		246	217	186	181	20	22	18	24	16	8	938
St. Clair City Precinct 3 AV		82	79	72	74	0	2	2	6	3	3	323
St. Clair Township Precinct 1		566	516	347	329	23	23	15	26	22	15	1882
St. Clair Township Precinct 1 AV		368	350	175	166	5	4	8	16	4	5	1101
St. Clair Township Precinct 2		586	527	261	242	25	31	20	34	16	16	1758
St. Clair Township Precinct 2 AV		243	215	144	148	7	5	13	23	3	4	805
Wales Township Precinct 1		698	617	378	378	36	36	30	57	24	22	2276
Yale City Precinct 1		300	278	185	182	19	17	14	24	11	10	1040
Option Totals:		31050	28217	20263	19308	1432	1471	1400	2105	1074	977	107297

OFFICIAL COUNTY VOTE TOTALS

General Election

Tuesday, November 6, 2018

Election:		November 2018												
Contest:		Trustee of Michigan State University												
Options		REP	REP	DEM	DEM	TEBAY	LIB	LIB	UST	UST	UST	GRN	NL	Municipality Totals
	Dave Dutch	Mike Miller	Brianna T. Scott	Kelly Charron	Bruce Campbell	Tim Orzechowski	Janet M. Sanger	John Paul Sanger	Aaron Mariasy	Bridgette R. Abraham-Guzman				
Algonac City Precinct 1	381	398	233	221	31	18	23	16	8	13	1342			
Algonac City Precinct 2	383	401	277	250	25	20	20	15	16	18	1425			
Berlin Township Precinct 1	735	751	308	267	34	33	29	17	15	13	2202			
Brockway Township Precinct 1	445	439	187	174	25	22	30	18	7	15	1362			
Burtchville Township Precinct 1	258	263	213	187	9	7	10	6	6	6	965			
Burtchville Township Precinct 2	267	278	209	195	16	14	11	10	2	4	1006			
Burtchville Township Precinct 3	220	219	228	199	20	15	20	12	11	14	958			
Casco Township Precinct 1	344	365	178	196	23	13	16	8	14	11	1168			
Casco Township Precinct 2	456	473	238	214	25	19	25	16	14	8	1488			
China Township Precinct 1	410	425	264	243	35	18	17	15	13	9	1449			
China Township Precinct 2	327	333	180	165	18	12	20	13	10	14	1092			
Clay Township Precinct 1	412	416	184	150	22	18	17	15	13	12	1259			
Clay Township Precinct 1 AV	197	191	118	108	6	10	4	4	1	3	642			
Clay Township Precinct 3	335	352	156	151	15	11	13	3	4	8	1048			
Clay Township Precinct 3 AV	271	265	130	119	6	5	13	7	7	2	825			
Clay Township Precinct 4	198	198	120	109	11	11	10	10	3	4	674			
Clay Township Precinct 4 AV	158	165	71	61	1	4	2	3	3	0	468			
Clay Township Precinct 5	437	435	210	200	25	20	24	16	10	15	1392			
Clay Township Precinct 5 AV	179	178	107	99	10	6	7	3	2	4	595			
Clyde Township Precinct 1	716	722	505	464	41	36	37	28	18	15	2582			
Clyde Township Precinct 2	402	406	258	234	27	16	24	16	12	9	1404			
Columbus Township Precinct 1	598	600	226	207	37	34	17	20	6	9	1754			
Columbus Township Precinct 3	320	334	179	165	20	15	14	8	9	5	1069			
Cottrellville Township Precinct 1	701	748	397	358	59	29	41	30	11	21	2395			
East China Township Precinct 1	270	280	166	159	12	12	12	9	5	4	929			
East China Township Precinct 1 AV	101	102	90	88	5	5	6	5	1	2	405			
East China Township Precinct 2	272	262	185	167	13	11	14	10	6	4	944			
East China Township Precinct 2 AV	208	210	121	110	1	1	5	2	3	3	664			
Emmett Township Precinct 1	502	522	316	274	35	20	21	15	17	14	1736			
Fort Gratiot Township Precinct 1	372	375	351	335	17	15	24	21	14	11	1535			
Fort Gratiot Township Precinct 2	499	523	385	363	33	25	31	14	15	15	1903			
Fort Gratiot Township Precinct 3	446	458	338	313	24	11	29	16	10	10	1655			
Fort Gratiot Township Precinct 4	650	666	566	501	46	32	51	39	14	17	2582			
Fort Gratiot Township Precinct 5	172	182	180	177	11	7	9	8	8	5	759			
Grant Township Precinct 1	412	413	256	230	34	18	21	17	9	13	1423			
Greenwood Township Precinct 1	295	302	170	163	25	16	12	12	12	9	1016			
Ira Township Precinct 1	215	223	93	81	16	4	11	8	5	7	663			
Ira Township Precinct 1 AV	97	100	48	46	1	1	5	5	0	2	305			
Ira Township Precinct 2	370	343	119	106	13	16	10	8	5	8	998			
Ira Township Precinct 2 AV	129	129	62	63	8	3	8	5	1	1	409			
Ira Township Precinct 3	158	146	104	83	10	10	5	5	5	5	535			
Ira Township Precinct 3 AV	56	54	36	39	1	2	0	1	1	1	191			
Kenoske Township Precinct 1	491	508	268	250	28	23	41	22	11	12	1654			
Kimball Township Precinct 1	397	407	296	277	26	18	36	16	3	8	1484			
Kimball Township Precinct 2	397	396	305	270	16	10	26	18	9	7	1454			
Kimball Township Precinct 3	505	517	300	297	30	23	31	22	9	9	1743			
Kimball Township Precinct 4	333	353	240	206	18	14	25	20	11	13	1233			
Lynn Township Precinct 1	236	250	114	109	20	14	13	13	6	4	779			
Marine City Precinct 1	331	339	273	254	31	24	15	10	13	14	1304			
Marine City Precinct 2	331	356	277	252	27	20	33	22	7	15	1340			
Marysville City Precinct 1	385	400	316	292	27	24	25	17	19	14	1519			
Marysville City Precinct 1 AV	128	130	111	103	4	0	10	11	5	4	506			
Marysville City Precinct 2	260	248	237	208	22	16	16	13	10	11	1041			
Marysville City Precinct 2 AV	137	151	151	137	9	6	8	6	2	6	613			
Marysville City Precinct 3	363	356	224	205	21	15	11	11	8	6	1220			
Marysville City Precinct 3 AV	109	109	97	96	5	4	9	5	3	3	440			
Marysville City Precinct 4	321	313	274	274	32	25	20	10	13	8	1290			
Marysville City Precinct 4 AV	140	151	189	177	11	8	9	11	5	5	706			

Election:		November 2018													
Contest:		Trustee of Michigan State University													
Options		REP	REP	DEM	DEM	Kelly Charron Tebay	LIB	LIB	LIB	UST	UST	UST	GRN	NL	Municipality Totals
		REP	REP	DEM	DEM	Kelly Charron Tebay	Bruce Campbell	Tim Orzechowski	Janet M. Sanger	John Paul Sanger	Aaron Marasy	Bridgette R. Abraham-Guzman			
Memphis City Precinct 2		61	62	42	41	41	6	7	8	2	3	2	234		
Mussey Township Precinct 1		767	786	396	344	344	51	29	53	40	25	25	2516		
Port Huron City Precinct 1		265	287	315	290	290	28	19	12	9	15	9	1249		
Port Huron City Precinct 1 AV		148	145	139	134	134	3	1	9	2	1	2	584		
Port Huron City Precinct 2		309	331	339	325	325	37	21	30	21	12	20	1445		
Port Huron City Precinct 2 AV		94	96	103	110	110	5	2	2	1	0	2	415		
Port Huron City Precinct 3		359	383	344	311	311	27	20	25	14	11	11	1505		
Port Huron City Precinct 3 AV		90	88	90	91	91	5	3	11	4	1	6	389		
Port Huron City Precinct 4		235	248	288	248	248	30	15	34	19	16	20	1153		
Port Huron City Precinct 4 AV		71	69	72	73	73	3	3	4	2	3	2	302		
Port Huron City Precinct 5		178	167	249	231	231	36	23	20	13	18	19	954		
Port Huron City Precinct 5 AV		41	45	64	64	64	7	3	1	1	3	2	231		
Port Huron City Precinct 6		211	218	337	282	282	30	19	40	23	19	14	1193		
Port Huron City Precinct 6 AV		32	35	46	42	42	3	1	1	3	1	2	166		
Port Huron City Precinct 7		136	146	244	211	211	31	14	28	14	22	22	868		
Port Huron City Precinct 7 AV		18	19	41	37	37	2	1	3	2	4	2	129		
Port Huron City Precinct 8		246	268	400	348	348	35	27	41	30	22	24	1441		
Port Huron City Precinct 8 AV		46	45	51	52	52	2	2	6	6	1	1	212		
Port Huron City Precinct 9		263	257	347	310	310	41	22	32	20	23	22	1337		
Port Huron City Precinct 9 AV		42	44	71	68	68	3	0	8	5	3	3	247		
Port Huron City Precinct 10		156	149	372	327	327	18	8	32	13	17	17	1109		
Port Huron City Precinct 10 AV		27	30	59	55	55	3	2	4	5	0	2	187		
Port Huron Township Precinct 1		308	305	195	167	167	21	12	17	10	6	8	1049		
Port Huron Township Precinct 1 AV		135	137	102	89	89	10	7	8	8	2	5	503		
Port Huron Township Precinct 2		270	283	205	183	183	25	12	35	21	12	15	1061		
Port Huron Township Precinct 2 AV		103	103	101	93	93	3	1	7	9	0	2	422		
Port Huron Township Precinct 3		248	246	199	187	187	17	13	23	10	4	8	955		
Port Huron Township Precinct 3 AV		94	101	93	80	80	6	7	20	10	2	5	418		
Port Huron Township Precinct 4		115	108	111	97	97	11	12	10	11	4	4	483		
Port Huron Township Precinct 4 AV		28	28	43	41	41	6	4	2	3	1	0	156		
Port Huron Township Precinct 5		166	180	225	191	191	15	10	20	14	3	19	843		
Port Huron Township Precinct 5 AV		55	57	83	68	68	2	4	2	1	0	3	275		
Richmond City Precinct 1		1	1	0	0	0	0	0	0	0	0	0	2		
Riley Township Precinct 1		716	746	327	299	299	37	31	34	36	11	18	2255		
St. Clair City Precinct 1		328	322	203	176	176	19	13	13	6	6	10	1096		
St. Clair City Precinct 1 AV		111	119	77	71	71	1	2	2	2	3	1	389		
St. Clair City Precinct 2		278	288	240	214	214	13	12	19	14	13	10	1101		
St. Clair City Precinct 2 AV		75	81	87	81	81	6	4	3	4	3	3	347		
St. Clair City Precinct 3		221	222	189	177	177	28	12	20	16	15	9	909		
St. Clair City Precinct 3 AV		75	82	78	75	75	4	1	7	1	2	2	327		
St. Clair Township Precinct 1		543	550	347	306	306	26	20	24	19	13	17	1865		
St. Clair Township Precinct 1 AV		358	365	181	177	177	5	6	14	7	4	4	1121		
St. Clair Township Precinct 2		556	548	267	241	241	31	32	28	28	9	12	1752		
St. Clair Township Precinct 2 AV		224	221	152	146	146	7	7	15	12	3	6	793		
Wales Township Precinct 1		653	651	404	358	358	46	31	43	32	17	23	2258		
Yale City Precinct 1		275	290	200	187	187	23	15	23	11	9	11	1044		
Option Totals:		28969	29581	20952	19139	19139	1941	1369	1839	1270	846	926	106832		

OFFICIAL COUNTY VOTE TOTALS

General Election

Tuesday, November 6, 2018

Election:		November 2018													
Contest:		Governor of Wayne State University													
Options		REP	DEM	David Nicholson	Bryan C. Barnhill	DEM	LIB	Anil Kumar	LIB	John T. Hargrader	LIB	UST	Marc Joseph Sosnowski	UST	Municipality Totals
Algonac City Precinct 1		378	230	380	230	215	24	215	24	19	31	21	21	21	1298
Algonac City Precinct 2		405	280	412	280	231	28	231	28	26	43	25	25	25	1450
Berlin Township Precinct 1		770	302	699	302	248	36	248	36	28	45	33	33	33	2161
Brockway Township Precinct 1		444	183	446	183	161	33	161	33	23	34	17	17	17	1341
Burtchville Township Precinct 1		275	189	251	189	182	11	182	11	11	15	11	11	11	945
Burtchville Township Precinct 2		271	204	265	204	168	23	168	23	19	22	9	9	9	981
Burtchville Township Precinct 3		222	219	233	219	198	17	198	17	15	36	15	15	15	955
Casco Township Precinct 1		379	193	348	193	153	21	153	21	14	33	16	16	16	1157
Casco Township Precinct 2		493	239	459	239	195	21	195	21	20	48	21	21	21	1496
China Township Precinct 1		436	250	415	250	215	36	215	36	21	32	15	15	15	1420
China Township Precinct 2		346	179	310	179	154	23	154	23	13	33	12	12	12	1070
Clay Township Precinct 1		433	179	408	179	134	26	134	26	17	30	14	14	14	1241
Clay Township Precinct 1 AV		194	113	182	113	100	6	100	6	4	13	9	9	9	621
Clay Township Precinct 3		354	155	345	155	124	11	124	11	15	25	10	10	10	1039
Clay Township Precinct 3 AV		265	131	261	131	117	8	117	8	5	18	13	13	13	818
Clay Township Precinct 4		214	111	205	111	100	9	100	9	9	15	10	10	10	673
Clay Township Precinct 4 AV		165	72	161	72	61	1	61	1	1	1	6	6	6	468
Clay Township Precinct 5		460	214	400	214	181	22	181	22	16	42	19	19	19	1354
Clay Township Precinct 5 AV		188	109	180	109	88	6	88	6	5	17	10	10	10	603
Clyde Township Precinct 1		740	474	723	474	428	32	428	32	33	68	33	33	33	2531
Clyde Township Precinct 2		418	251	406	251	216	21	216	21	14	35	17	17	17	1378
Columbus Township Precinct 1		611	210	577	210	192	27	192	27	25	45	22	22	22	1709
Columbus Township Precinct 3		336	169	328	169	160	21	160	21	18	22	14	14	14	1068
Cottrellville Township Precinct 1		736	393	728	393	324	39	324	39	32	76	36	36	36	2364
East China Township Precinct 1		283	167	259	167	145	18	145	18	17	17	15	15	15	921
East China Township Precinct 1 AV		109	85	101	85	78	5	78	5	4	10	4	4	4	396
East China Township Precinct 2		271	178	261	178	156	16	156	16	12	22	7	7	7	923
East China Township Precinct 2 AV		216	106	211	106	97	2	97	2	1	13	6	6	6	652
Emmett Township Precinct 1		536	307	489	307	250	24	250	24	20	43	21	21	21	1690
Fort Gratiot Township Precinct 1		391	332	389	332	321	17	321	17	15	31	20	20	20	1516
Fort Gratiot Township Precinct 2		537	353	507	353	337	35	337	35	28	48	22	22	22	1867
Fort Gratiot Township Precinct 3		463	325	462	325	289	18	289	18	12	38	24	24	24	1631
Fort Gratiot Township Precinct 4		663	534	653	534	484	45	484	45	41	67	42	42	42	2529
Fort Gratiot Township Precinct 5		187	173	187	173	162	8	162	8	6	20	14	14	14	757
Grant Township Precinct 1		415	248	405	248	225	32	225	32	17	50	14	14	14	1406
Greenwood Township Precinct 1		293	171	304	171	150	26	150	26	17	23	14	14	14	998
Ira Township Precinct 1		216	85	216	85	76	13	76	13	9	21	9	9	9	645
Ira Township Precinct 1 AV		95	46	97	46	42	1	42	1	1	14	3	3	3	299
Ira Township Precinct 2		368	107	329	107	98	20	98	20	11	19	14	14	14	966
Ira Township Precinct 2 AV		138	59	123	59	59	6	59	6	3	13	4	4	4	405
Ira Township Precinct 3		158	99	142	99	81	12	81	12	14	15	4	4	4	525
Ira Township Precinct 3 AV		55	35	55	35	36	0	36	0	2	2	4	4	4	189
Kenossee Township Precinct 1		515	261	498	261	233	27	233	27	19	50	28	28	28	1631
Kimball Township Precinct 1		409	290	414	290	254	27	254	27	12	46	19	19	19	1471
Kimball Township Precinct 2		402	282	384	282	260	16	260	16	10	35	17	17	17	1406
Kimball Township Precinct 3		528	303	496	303	261	23	261	23	18	49	28	28	28	1706
Kimball Township Precinct 4		342	229	353	229	197	21	197	21	15	46	23	23	23	1226
Lynn Township Precinct 1		242	115	244	115	92	20	92	20	11	23	9	9	9	756
Marine City Precinct 1		362	263	326	263	249	31	249	31	26	25	9	9	9	1291
Marine City Precinct 2		364	272	331	272	227	29	227	29	16	51	22	22	22	1312
Marysville City Precinct 1		408	294	387	294	268	25	268	25	21	40	29	29	29	1472
Marysville City Precinct 1 AV		135	129	129	107	90	6	90	6	2	17	6	6	6	492
Marysville City Precinct 2		274	251	251	225	206	21	206	21	18	23	16	16	16	1034
Marysville City Precinct 2 AV		153	146	157	146	125	7	125	7	8	13	7	7	7	616
Marysville City Precinct 3		372	353	353	214	184	17	184	17	13	25	15	15	15	1193
Marysville City Precinct 3 AV		116	110	110	98	91	3	98	3	3	8	6	6	6	435
Marysville City Precinct 4		331	278	321	278	233	28	233	28	19	32	11	11	11	1253
Marysville City Precinct 4 AV		156	177	156	177	160	10	160	10	12	27	10	10	10	708

OFFICIAL COUNTY VOTE TOTALS

General Election

Tuesday, November 6, 2018

Election:		November 2018											
Contest:		Governor of Wayne State University											
Options		REP	DEM	REP	DEM	LIB	DEM	LIB	LIB	LIB	UST	UST	Municipality Totals
		Diane Dunaskiss	David Nicholson	Bryan C. Barnhill	Anil Kumar	Jon Elias	John T. Hargrader	Christine C. Schwartz	Marc Joseph Sosnowski				
Memphis City Precinct 2		65	61	45	38	5	8	6	2				
Mussey Township Precinct 1		795	761	384	314	54	36	89	44				
Port Huron City Precinct 1		284	273	298	287	28	17	34	10				
Port Huron City Precinct 1 AV		157	147	134	121	3	3	14	6				
Port Huron City Precinct 2		343	324	324	313	26	26	44	20				
Port Huron City Precinct 2 AV		94	98	100	100	4	3	7	1				
Port Huron City Precinct 3		384	364	325	293	31	20	42	19				
Port Huron City Precinct 3 AV		94	93	91	82	6	5	9	3				
Port Huron City Precinct 4		254	236	278	234	33	15	45	23				
Port Huron City Precinct 4 AV		70	73	72	69	3	1	5	5				
Port Huron City Precinct 5		186	172	245	222	31	20	43	19				
Port Huron City Precinct 5 AV		44	44	67	63	3	2	5	1				
Port Huron City Precinct 6		230	220	319	285	25	15	58	27				
Port Huron City Precinct 6 AV		34	31	45	46	2	0	7	1				
Port Huron City Precinct 7		157	136	245	210	24	19	45	13				
Port Huron City Precinct 7 AV		18	17	39	40	1	3	4	4				
Port Huron City Precinct 8		273	263	373	343	41	31	74	32				
Port Huron City Precinct 8 AV		54	47	52	46	3	1	8	5				
Port Huron City Precinct 9		286	255	334	308	25	22	54	27				
Port Huron City Precinct 9 AV		41	49	67	57	0	2	13	7				
Port Huron City Precinct 10		157	142	368	318	21	24	32	21				
Port Huron City Precinct 10 AV		31	32	56	47	2	2	8	7				
Port Huron Township Precinct 1		310	320	187	159	13	15	22	13				
Port Huron Township Precinct 1 AV		135	136	91	92	7	5	16	7				
Port Huron Township Precinct 2		292	280	198	177	19	16	40	22				
Port Huron Township Precinct 2 AV		104	107	100	91	1	0	12	5				
Port Huron Township Precinct 3		248	248	191	175	22	18	34	9				
Port Huron Township Precinct 3 AV		105	115	79	72	9	5	21	7				
Port Huron Township Precinct 4		121	110	108	95	9	9	12	8				
Port Huron Township Precinct 4 AV		28	30	46	32	5	3	3	4				
Port Huron Township Precinct 5		186	168	221	180	18	11	35	13				
Port Huron Township Precinct 5 AV		56	56	79	71	1	1	7	2				
Richmond City Precinct 1		1	1	0	0	0	0	0	0				
Riley Township Precinct 1		750	726	312	279	39	27	67	38				
St. Clair City Precinct 1		339	318	177	180	20	17	18	9				
St. Clair City Precinct 1 AV		117	114	78	67	3	1	3	2				
St. Clair City Precinct 2		305	260	235	214	21	10	26	8				
St. Clair City Precinct 2 AV		88	77	80	83	5	3	10	4				
St. Clair City Precinct 3		240	223	189	166	22	20	28	16				
St. Clair City Precinct 3 AV		79	76	73	65	0	2	10	3				
St. Clair Township Precinct 1		542	535	340	298	31	25	43	17				
St. Clair Township Precinct 1 AV		362	357	182	153	5	6	16	5				
St. Clair Township Precinct 2		581	530	252	214	30	24	51	28				
St. Clair Township Precinct 2 AV		233	221	145	135	5	6	24	13				
Wales Township Precinct 1		677	636	402	343	41	33	66	39				
Yale City Precinct 1		290	287	188	167	20	16	30	19				
Option Totals:		30276	28991	20227	17905	1828	1404	2995	1492	105118			

Election:		November 2018										Appeals Court Judge		Appeals Court Judge Partial Term		
Contest:		Justice of Supreme Court										Municipality		Municipality		
		Samuel Bagenstos	Megan Kathleen Cavanagh	Elizabeth T. Clement	Doug Dern	Kerry Lee Morgan	Kurtis T. Wilder	Municipality Totals	Stephen L. Borrello	Municipality Totals	Brock A. Swartzle	Municipality Totals				
	Options															
	Algonac City Precinct 1	149	332	370	42	48	284	1225	525	627	519	525	519	519	519	519
	Algonac City Precinct 2	86	415	421	57	85	266	1330	627	627	611	627	611	611	611	611
	Berlin Township Precinct 1	118	377	772	114	82	566	2029	947	947	935	947	935	935	935	935
	Brockway Township Precinct 1	62	267	350	91	96	368	1234	623	623	609	623	609	609	609	609
	Burtchville Township Precinct 1	61	199	263	17	80	281	901	389	389	396	389	396	396	396	396
	Burtchville Township Precinct 2	116	228	261	23	43	288	959	442	442	439	442	439	439	439	439
	Burtchville Township Precinct 3	104	262	252	40	63	184	905	454	454	448	454	448	448	448	448
	Casco Township Precinct 1	61	315	346	54	50	271	1097	480	480	468	480	468	468	468	468
	Casco Township Precinct 2	83	275	492	78	70	373	1371	644	644	631	644	631	631	631	631
	China Township Precinct 1	85	297	386	86	80	393	1327	587	587	574	587	574	574	574	574
	China Township Precinct 2	69	243	281	22	101	305	1021	465	465	457	465	457	457	457	457
	Clay Township Precinct 1	78	296	282	35	48	392	1131	595	595	585	595	585	585	585	585
	Clay Township Precinct 1 AV	57	110	191	6	22	193	579	245	245	243	245	243	243	243	243
	Clay Township Precinct 3	116	290	244	40	35	209	934	428	428	416	428	416	416	416	416
	Clay Township Precinct 3 AV	86	188	249	17	23	213	776	310	310	301	310	301	301	301	301
	Clay Township Precinct 4	43	193	200	26	25	145	632	291	291	282	291	282	282	282	282
	Clay Township Precinct 4 AV	28	89	145	15	15	121	413	171	171	172	171	172	172	172	172
	Clay Township Precinct 5	70	255	434	68	68	332	1227	604	604	608	604	608	608	608	608
	Clay Township Precinct 5 AV	43	99	208	21	29	160	560	262	262	254	262	254	254	254	254
	Clyde Township Precinct 1	169	530	651	138	158	676	2322	1071	1071	1056	1071	1056	1056	1056	1056
	Clyde Township Precinct 2	65	307	346	50	121	392	1281	595	595	591	595	591	591	591	591
	Columbus Township Precinct 1	98	363	460	43	63	571	1598	753	753	733	753	733	733	733	733
	Columbus Township Precinct 3	106	262	303	29	40	242	982	437	437	433	437	433	433	433	433
	Cottrellville Township Precinct 1	131	669	700	92	110	510	2212	1036	1036	1024	1036	1024	1024	1024	1024
	East China Township Precinct 1	46	168	324	47	35	206	826	410	410	405	410	405	405	405	405
	East China Township Precinct 1 AV	33	67	142	15	16	95	368	153	153	147	153	147	147	147	147
	East China Township Precinct 2	63	230	220	52	53	226	844	389	389	386	389	386	386	386	386
	East China Township Precinct 2 AV	33	124	197	29	54	167	604	259	259	253	259	253	253	253	253
	Emmett Township Precinct 1	101	411	426	42	147	501	1628	780	780	770	780	770	770	770	770
	Fort Gratiot Township Precinct 1	159	359	395	33	35	418	1399	637	637	642	637	642	642	642	642
	Fort Gratiot Township Precinct 2	177	483	569	43	100	439	1811	861	861	853	861	853	853	853	853
	Fort Gratiot Township Precinct 3	114	433	508	71	67	361	1554	742	742	730	742	730	730	730	730
	Fort Gratiot Township Precinct 4	156	457	869	133	152	644	2411	1160	1160	1152	1160	1152	1152	1152	1152
	Fort Gratiot Township Precinct 5	49	162	199	36	51	174	671	309	309	304	309	304	304	304	304
	Grant Township Precinct 1	91	318	345	38	104	388	1284	618	618	602	618	602	602	602	602
	Greenwood Township Precinct 1	74	209	245	35	43	323	929	464	464	449	464	449	449	449	449
	Ira Township Precinct 1	58	158	167	23	15	139	560	275	275	273	275	273	273	273	273
	Ira Township Precinct 1 AV	27	63	103	10	7	70	280	113	113	113	113	113	113	113	113
	Ira Township Precinct 2	34	289	275	38	32	198	866	438	438	437	438	437	437	437	437
	Ira Township Precinct 2 AV	26	104	133	14	12	94	383	160	160	160	160	160	160	160	160
	Ira Township Precinct 3	22	109	173	32	30	106	472	222	222	221	222	221	221	221	221
	Ira Township Precinct 3 AV	13	25	65	9	10	52	174	77	77	81	77	81	81	81	81
	Kenoskee Township Precinct 1	100	369	388	106	123	444	1530	732	732	726	732	726	726	726	726
	Kimball Township Precinct 1	100	321	381	50	154	415	1421	672	672	667	672	667	667	667	667
	Kimball Township Precinct 2	121	332	347	32	61	401	1294	608	608	603	608	603	603	603	603
	Kimball Township Precinct 3	160	462	434	57	82	359	1554	752	752	743	752	743	743	743	743
	Kimball Township Precinct 4	71	351	350	56	79	259	1166	564	564	555	564	555	555	555	555
	Lynn Township Precinct 1	43	143	258	34	39	181	698	341	341	339	341	339	339	339	339
	Marine City Precinct 1	90	292	309	66	86	302	1145	524	524	517	524	517	517	517	517
	Marine City Precinct 2	91	300	319	37	123	365	1235	597	597	591	597	591	591	591	591
	Marysville City Precinct 1	136	376	379	41	68	427	1427	697	697	686	697	686	686	686	686
	Marysville City Precinct 1 AV	61	113	127	13	20	118	452	194	194	190	194	190	190	190	190
	Marysville City Precinct 2	93	287	314	18	55	227	994	474	474	469	474	469	469	469	469
	Marysville City Precinct 2 AV	75	166	176	15	25	137	594	255	255	257	255	257	257	257	257
	Marysville City Precinct 3	59	334	352	51	51	279	1126	557	557	555	557	555	555	555	555
	Marysville City Precinct 3 AV	37	105	144	22	17	98	423	180	180	172	180	172	172	172	172
	Marysville City Precinct 4	70	253	434	78	85	274	1194	570	570	568	570	568	568	568	568

OFFICIAL COUNTY VOTE TOTALS

General Election

Tuesday, November 6, 2018

Election:		November 2018				
Contest:	Judge of 31st Circuit Court		Judge of Probate Court		Judge of 72nd District Court	
	Michael L. West	Municipality Totals	John D. Tomlinson	Municipality Totals	John Monaghan	Municipality Totals
Options						
Algonac City Precinct 1	532	532	538	538	538	538
Algonac City Precinct 2	629	629	632	632	640	640
Berlin Township Precinct 1	966	966	948	948	938	938
Brockway Township Precinct 1	625	625	631	631	640	640
Burtchville Township Precinct 1	439	439	436	436	431	431
Burtchville Township Precinct 2	459	459	470	470	481	481
Burtchville Township Precinct 3	475	475	474	474	477	477
Casco Township Precinct 1	482	482	473	473	475	475
Casco Township Precinct 2	644	644	653	653	649	649
China Township Precinct 1	606	606	611	611	615	615
China Township Precinct 2	467	467	467	467	470	470
Clay Township Precinct 1	600	600	611	611	598	598
Clay Township Precinct 1 AV	258	258	262	262	254	254
Clay Township Precinct 3	423	423	426	426	423	423
Clay Township Precinct 3 AV	314	314	316	316	313	313
Clay Township Precinct 4	295	295	291	291	283	283
Clay Township Precinct 4 AV	174	174	176	176	175	175
Clay Township Precinct 5	623	623	623	623	630	630
Clay Township Precinct 5 AV	269	269	272	272	277	277
Clyde Township Precinct 1	1188	1188	1170	1170	1190	1190
Clyde Township Precinct 2	649	649	643	643	655	655
Columbus Township Precinct 1	768	768	758	758	761	761
Columbus Township Precinct 3	453	453	437	437	445	445
Cottrellville Township Precinct 1	1071	1071	1051	1051	1064	1064
East China Township Precinct 1	422	422	413	413	419	419
East China Township Precinct 1 AV	161	161	164	164	166	166
East China Township Precinct 2	405	405	401	401	416	416
East China Township Precinct 2 AV	271	271	274	274	282	282
Emmett Township Precinct 1	810	810	798	798	807	807
Fort Gratiot Township Precinct 1	711	711	716	716	704	704
Fort Gratiot Township Precinct 2	946	946	952	952	955	955
Fort Gratiot Township Precinct 3	815	815	828	828	831	831
Fort Gratiot Township Precinct 4	1252	1252	1272	1272	1259	1259
Fort Gratiot Township Precinct 5	347	347	352	352	348	348
Grant Township Precinct 1	641	641	651	651	641	641
Greenwood Township Precinct 1	464	464	471	471	475	475
Ira Township Precinct 1	279	279	280	280	270	270
Ira Township Precinct 1 AV	119	119	118	118	118	118
Ira Township Precinct 2	439	439	443	443	445	445
Ira Township Precinct 2 AV	168	168	171	171	177	177
Ira Township Precinct 3	224	224	226	226	221	221
Ira Township Precinct 3 AV	76	76	72	72	72	72
Kenockee Township Precinct 1	754	754	757	757	765	765
Kimball Township Precinct 1	722	722	714	714	719	719
Kimball Township Precinct 2	652	652	669	669	671	671
Kimball Township Precinct 3	777	777	786	786	796	796
Kimball Township Precinct 4	584	584	605	605	593	593
Lynn Township Precinct 1	338	338	339	339	349	349
Marine City Precinct 1	535	535	543	543	546	546
Marine City Precinct 2	616	616	614	614	621	621
Marysville City Precinct 1	736	736	732	732	745	745
Marysville City Precinct 1 AV	213	213	211	211	219	219
Marysville City Precinct 2	499	499	491	491	496	496
Marysville City Precinct 2 AV	292	292	282	282	282	282
Marysville City Precinct 3	581	581	575	575	587	587
Marysville City Precinct 3 AV	194	194	190	190	191	191
Marysville City Precinct 4	595	595	592	592	606	606
Marysville City Precinct 4 AV	349	349	344	344	349	349
Memphis City Precinct 2	100	100	101	101	95	95
Mussey Township Precinct 1	1122	1122	1133	1133	1133	1133
Port Huron City Precinct 1	603	603	609	609	615	615
Port Huron City Precinct 1 AV	295	295	298	298	303	303

OFFICIAL COUNTY VOTE TOTALS

General Election

Tuesday, November 6, 2018

Election: Contest:	November 2018											
	State Proposal 18-1 (Marijuana)					State Proposal 18-2 (District Boundaries)					State Proposal 18-3 (Elections)	
	Options	Yes	No	Municipality Totals	Yes	No	Municipality Totals	Yes	No	Municipality Totals		
Algonac City Precinct 1	529	345	874	455	382	837	518	333	851			
Algonac City Precinct 2	575	368	943	511	402	913	552	378	930			
Berlin Township Precinct 1	689	748	1437	557	853	1410	675	734	1409			
Brockway Township Precinct 1	406	449	855	356	473	829	432	410	842			
Burtchville Township Precinct 1	311	277	588	320	258	578	337	238	575			
Burtchville Township Precinct 2	316	313	629	348	267	615	356	256	612			
Burtchville Township Precinct 3	393	226	619	338	266	604	391	215	606			
Casco Township Precinct 1	380	374	754	351	395	746	386	359	745			
Casco Township Precinct 2	460	520	980	450	507	957	512	452	964			
China Township Precinct 1	445	497	942	467	452	919	490	436	926			
China Township Precinct 2	390	331	721	352	351	703	388	327	715			
Clay Township Precinct 1	575	256	831	376	440	816	445	381	826			
Clay Township Precinct 1 AV	202	190	392	219	163	382	228	158	386			
Clay Township Precinct 3	405	274	679	280	383	663	348	324	672			
Clay Township Precinct 3 AV	236	270	506	275	228	503	260	237	497			
Clay Township Precinct 4	248	188	436	211	217	428	230	199	429			
Clay Township Precinct 4 AV	111	164	275	136	131	267	140	131	271			
Clay Township Precinct 5	527	362	889	397	475	872	469	414	883			
Clay Township Precinct 5 AV	168	202	370	208	151	359	198	170	368			
Clyde Township Precinct 1	765	831	1596	758	802	1560	904	667	1571			
Clyde Township Precinct 2	496	410	906	446	439	885	491	404	895			
Columbus Township Precinct 1	575	573	1148	488	635	1123	534	592	1126			
Columbus Township Precinct 3	358	325	683	300	367	667	350	318	668			
Cottrellville Township Precinct 1	812	734	1546	751	762	1513	795	740	1535			
East China Township Precinct 1	318	285	603	280	313	593	341	258	599			
East China Township Precinct 1 AV	105	140	245	149	93	242	146	99	245			
East China Township Precinct 2	330	298	628	303	303	606	359	253	612			
East China Township Precinct 2 AV	140	255	395	229	156	385	225	161	386			
Emmett Township Precinct 1	579	547	1126	502	603	1105	591	520	1111			
Fort Gratiot Township Precinct 1	480	442	922	552	349	901	568	339	907			
Fort Gratiot Township Precinct 2	605	610	1215	646	536	1182	732	468	1200			
Fort Gratiot Township Precinct 3	465	548	1013	541	450	991	614	393	1007			
Fort Gratiot Township Precinct 4	839	784	1623	874	720	1594	973	630	1603			
Fort Gratiot Township Precinct 5	235	224	459	260	189	449	273	177	450			
Grant Township Precinct 1	409	448	857	431	407	838	468	378	846			
Greenwood Township Precinct 1	318	335	653	299	343	642	349	297	646			
Ira Township Precinct 1	216	193	409	181	220	401	224	181	405			
Ira Township Precinct 1 AV	74	118	192	95	89	184	83	106	189			
Ira Township Precinct 2	391	262	653	248	390	638	313	327	640			
Ira Township Precinct 2 AV	137	135	272	163	102	265	156	109	265			
Ira Township Precinct 3	237	105	342	181	151	332	222	113	335			
Ira Township Precinct 3 AV	54	55	109	65	42	107	62	47	109			
Kenoske Township Precinct 1	544	530	1074	489	556	1045	582	479	1061			
Kimball Township Precinct 1	489	429	918	469	438	907	547	363	910			
Kimball Township Precinct 2	458	436	894	478	389	867	530	351	881			
Kimball Township Precinct 3	586	464	1050	534	499	1033	619	424	1043			
Kimball Township Precinct 4	430	380	810	433	358	791	471	335	806			
Lynn Township Precinct 1	252	256	508	218	277	495	257	245	502			
Marine City Precinct 1	499	332	831	447	369	816	474	337	811			
Marine City Precinct 2	523	321	844	429	395	824	518	308	826			
Marysville City Precinct 1	545	439	984	493	472	965	606	374	980			
Marysville City Precinct 1 AV	117	198	315	193	113	306	168	137	305			
Marysville City Precinct 2	371	269	640	348	273	621	400	229	629			
Marysville City Precinct 2 AV	127	245	372	223	144	367	218	153	371			
Marysville City Precinct 3	363	386	749	333	400	733	418	327	745			
Marysville City Precinct 3 AV	93	177	270	164	103	267	154	113	267			
Marysville City Precinct 4	447	368	815	427	379	806	530	279	809			
Marysville City Precinct 4 AV	173	263	436	264	157	421	266	157	423			
Memphis City Precinct 2	87	61	148	80	67	147	91	55	146			
Mussey Township Precinct 1	831	764	1595	707	859	1566	842	741	1583			

OFFICIAL COUNTY VOTE TOTALS

General Election

Tuesday, November 6, 2018

Election: Contest:	November 2018											
	State Proposal 18-1 (Marijuana)					State Proposal 18-2 (District Boundaries)					State Proposal 18-3 (Elections)	
	Options	Yes	No	Municipality Totals	Yes	No	Municipality Totals	Yes	No	Municipality Totals		
Port Huron City Precinct 1	407	381	788	458	308	766	514	259	773			
Port Huron City Precinct 1 AV	108	258	366	224	137	361	199	161	360			
Port Huron City Precinct 2	485	386	871	512	349	861	585	287	872			
Port Huron City Precinct 2 AV	116	139	255	169	81	250	162	93	255			
Port Huron City Precinct 3	587	361	948	548	385	933	621	318	939			
Port Huron City Precinct 3 AV	101	137	238	164	73	237	146	90	236			
Port Huron City Precinct 4	517	216	733	435	278	713	519	205	724			
Port Huron City Precinct 4 AV	80	99	179	107	72	179	102	78	180			
Port Huron City Precinct 5	437	164	601	371	214	585	418	173	591			
Port Huron City Precinct 5 AV	68	69	137	98	35	133	90	44	134			
Port Huron City Precinct 6	554	240	794	483	286	769	566	214	780			
Port Huron City Precinct 6 AV	52	48	100	69	27	96	59	36	95			
Port Huron City Precinct 7	415	127	542	365	160	525	420	112	532			
Port Huron City Precinct 7 AV	43	29	72	47	24	71	48	23	71			
Port Huron City Precinct 8	617	229	846	531	307	838	624	214	838			
Port Huron City Precinct 8 AV	62	69	131	82	45	127	76	53	129			
Port Huron City Precinct 9	562	269	831	504	317	821	569	250	819			
Port Huron City Precinct 9 AV	76	66	142	91	51	142	95	48	143			
Port Huron City Precinct 10	506	157	663	466	186	652	514	142	656			
Port Huron City Precinct 10 AV	52	59	111	79	30	109	85	25	110			
Port Huron Township Precinct 1	319	322	641	293	328	621	345	278	623			
Port Huron Township Precinct 1 AV	107	203	310	168	129	297	158	147	305			
Port Huron Township Precinct 2	346	337	683	355	318	673	403	277	680			
Port Huron Township Precinct 2 AV	98	179	277	170	100	270	160	113	273			
Port Huron Township Precinct 3	399	208	607	323	274	597	367	236	603			
Port Huron Township Precinct 3 AV	116	148	264	174	85	259	159	98	257			
Port Huron Township Precinct 4	201	104	305	162	133	295	200	98	298			
Port Huron Township Precinct 4 AV	44	47	91	49	43	92	56	35	91			
Port Huron Township Precinct 5	361	167	528	302	218	520	364	159	523			
Port Huron Township Precinct 5 AV	76	88	164	93	64	157	100	59	159			
Richmond City Precinct 1	1	0	1	1	0	1	0	1	1			
Riley Township Precinct 1	717	758	1475	583	857	1440	680	772	1452			
St. Clair City Precinct 1	350	322	672	326	336	662	359	310	669			
St. Clair City Precinct 1 AV	86	150	236	135	99	234	133	102	235			
St. Clair City Precinct 2	422	310	732	409	310	719	449	281	730			
St. Clair City Precinct 2 AV	74	141	215	126	83	209	121	88	209			
St. Clair City Precinct 3	369	261	630	363	251	614	401	222	623			
St. Clair City Precinct 3 AV	74	124	198	120	73	193	122	71	193			
St. Clair Township Precinct 1	623	562	1185	597	566	1163	701	470	1171			
St. Clair Township Precinct 1 AV	253	407	660	344	307	651	317	342	659			
St. Clair Township Precinct 2	606	542	1148	511	612	1123	610	527	1137			
St. Clair Township Precinct 2 AV	179	301	480	272	199	471	261	212	473			
Wales Township Precinct 1	745	681	1426	658	748	1406	753	663	1416			
Yale City Precinct 1	358	284	642	323	304	627	369	261	630			
Option Totals:	36008	31478	67486	34738	31305	66043	38819	27783	66602			

CANVASS OF VOTES CAST

AT THE ELECTION

HELD ON
November 6, 2018
(DATE OF ELECTION)

OF THE

ST. CLAIR COUNTY
LEGAL NAME OF CITY, TOWNSHIP, VILLAGE OR SCHOOL DISTRICT

AND CANVASSED BY THE BOARD OF CANVASSERS

OF ST. CLAIR COUNTY, MICHIGAN
(NAME OF COUNTY, CITY, TOWNSHIP OR VILLAGE)

OFFICE: St. Clair County Offices

			No. of Votes
The total number of votes cast for COUNTY COMMISSIONER, 1st District (2-Year Term, 1 Position)			
was <u>Seven Thousand Six Hundred Fifty</u>			votes. 7650
and they were given for the following named persons:			
REP	Greg McConnell	received <u>Seven Thousand Six Hundred Fifty</u>	votes. 7650
The total number of votes cast for COUNTY COMMISSIONER, 2nd District (2-Year Term, 1 Position)			
was <u>Ten Thousand One Hundred Fifty Six</u>			votes. 10156
and they were given for the following named persons:			
REP	Karl S. Tomion	received <u>Six Thousand Thirty Nine</u>	votes. 6039
DEM	Laurie Sample-Wynn	received <u>Four Thousand One Hundred Seventeen</u>	votes. 4117
The total number of votes cast for COUNTY COMMISSIONER, 3rd District (2-Year Term, 1 Position)			
was <u>Four Thousand Three Hundred Ninety Eight</u>			votes. 4398
and they were given for the following named persons:			
DEM	Howard T. Heidemann	received <u>Four Thousand Three Hundred Ninety Eight</u>	votes. 4398
The total number of votes cast for COUNTY COMMISSIONER, 4th District (2-Year Term, 1 Position)			
was <u>Eight Thousand Nine Hundred Thirty Six</u>			votes. 8936
and they were given for the following named persons:			
REP	Harry Dunn	received <u>Five Thousand One Hundred Thirty Four</u>	votes. 5134
DEM	James Papineau	received <u>Three Thousand Eight Hundred Two</u>	votes. 3802
The total number of votes cast for COUNTY COMMISSIONER, 5th District (2-Year Term, 1 Position)			
was <u>Eight Thousand One Hundred Thirty Five</u>			votes. 8135
and they were given for the following named persons:			
REP	Jeff Bohm	received <u>Eight Thousand One Hundred Thirty Five</u>	votes. 8135
The total number of votes cast for COUNTY COMMISSIONER, 6th District (2-Year Term, 1 Position)			
was <u>Seven Thousand Four Hundred Eighty Two</u>			votes. 7482
and they were given for the following named persons:			
REP	David Rushing	received <u>Seven Thousand Four Hundred Eighty Two</u>	votes. 7482
The total number of votes cast for COUNTY COMMISSIONER, 7th District (2-Year Term, 1 Position)			
was <u>Eight Thousand Two Hundred Seventy Two</u>			votes. 8272
and they were given for the following named persons:			
REP	Bill Gratopp	received <u>Eight Thousand Two Hundred Seventy Two</u>	votes. 8272

End of listing

OFFICIAL COUNTY VOTE TOTALS

General Election
Tuesday, November 6, 2018

Election:		November 2018	
Contest:		County Commissioner District 1	
Options	Greg McConnell	Municipality Totals	
Brockway Township Precinct 1	699	699	
Clyde Township Precinct 1	1163	1163	
Clyde Township Precinct 2	667	667	
Emmett Township Precinct 1	901	901	
Grant Township Precinct 1	671	671	
Greenwood Township Precinct 1	507	507	
Kenockee Township Precinct 1	843	843	
Lynn Township Precinct 1	402	402	
Mussey Township Precinct 1	1270	1270	
Yale City Precinct 1	527	527	
Option Totals:	7650	7650	

OFFICIAL COUNTY VOTE TOTALS

General Election
Tuesday, November 6, 2018

Election:		November 2018		
Contest:		County Commissioner District 2		
Options	Karl S. Tomion	Laurie Sample-Wynn	Municipality Totals	
Burtchville Township Precinct 1	345	225	570	
Burtchville Township Precinct 2	381	234	615	
Burtchville Township Precinct 3	331	261	592	
Fort Gratiot Township Precinct 1	533	357	890	
Fort Gratiot Township Precinct 2	723	440	1163	
Fort Gratiot Township Precinct 3	612	378	990	
Fort Gratiot Township Precinct 4	956	587	1543	
Fort Gratiot Township Precinct 5	243	195	438	
Port Huron City Precinct 1	393	363	756	
Port Huron City Precinct 1 AV	216	143	359	
Port Huron City Precinct 2	470	369	839	
Port Huron City Precinct 2 AV	147	105	252	
Port Huron City Precinct 3	545	369	914	
Port Huron City Precinct 3 AV	144	91	235	
Option Totals:	6039	4117	10156	

OFFICIAL COUNTY VOTE TOTALS

General Election
Tuesday, November 6, 2018

Election:	November 2018	
Contest:	County Commissioner District 3	
Options	Howard T. Heidemann	Municipality Totals
Port Huron City Precinct 4	541	541
Port Huron City Precinct 4 AV	127	127
Port Huron City Precinct 5	436	436
Port Huron City Precinct 5 AV	103	103
Port Huron City Precinct 6	569	569
Port Huron City Precinct 6 AV	82	82
Port Huron City Precinct 7	402	402
Port Huron City Precinct 7 AV	64	64
Port Huron City Precinct 8	632	632
Port Huron City Precinct 8 AV	96	96
Port Huron City Precinct 9	628	628
Port Huron City Precinct 9 AV	108	108
Port Huron City Precinct 10	534	534
Port Huron City Precinct 10 AV	76	76
Option Totals:	4398	4398

OFFICIAL COUNTY VOTE TOTALS

General Election

Tuesday, November 6, 2018

Election:		November 2018		
Contest:		County Commissioner District 4		
Options	Harry Dunn	James Papineau	Municipality Totals	
Kimball Township Precinct 1	505	371	876	
Marysville City Precinct 1	577	357	934	
Marysville City Precinct 1 AV	178	121	299	
Marysville City Precinct 2	364	247	611	
Marysville City Precinct 2 AV	191	163	354	
Marysville City Precinct 3	463	244	707	
Marysville City Precinct 3 AV	140	121	261	
Marysville City Precinct 4	456	308	764	
Marysville City Precinct 4 AV	202	211	413	
Port Huron Township Precinct 1	395	219	614	
Port Huron Township Precinct 1 AV	184	113	297	
Port Huron Township Precinct 2	382	271	653	
Port Huron Township Precinct 2 AV	137	121	258	
Port Huron Township Precinct 3	324	263	587	
Port Huron Township Precinct 3 AV	145	108	253	
Port Huron Township Precinct 4	151	141	292	
Port Huron Township Precinct 4 AV	39	52	91	
Port Huron Township Precinct 5	229	278	507	
Port Huron Township Precinct 5 AV	72	93	165	
Option Totals:	5134	3802	8936	

OFFICIAL COUNTY VOTE TOTALS

General Election
Tuesday, November 6, 2018

Election:	November 2018	
Contest:	County Commissioner District 5	
Options	Jeff Bohm	Municipality Totals
East China Township Precinct 1	475	475
East China Township Precinct 1 AV	152	152
East China Township Precinct 2	461	461
East China Township Precinct 2 AV	297	297
Kimball Township Precinct 2	656	656
Kimball Township Precinct 3	829	829
Kimball Township Precinct 4	596	596
St. Clair City Precinct 1	532	532
St. Clair City Precinct 1 AV	171	171
St. Clair City Precinct 2	562	562
St. Clair City Precinct 2 AV	165	165
St. Clair City Precinct 3	471	471
St. Clair City Precinct 3 AV	123	123
St. Clair Township Precinct 1	903	903
St. Clair Township Precinct 1 AV	504	504
St. Clair Township Precinct 2	891	891
St. Clair Township Precinct 2 AV	347	347
Option Totals:	8135	8135

OFFICIAL COUNTY VOTE TOTALS

General Election
Tuesday, November 6, 2018

Election:	November 2018	
Contest:	County Commissioner District 6	
Options	David Rushing	Municipality Totals
Berlin Township Precinct 1	1066	1066
Casco Township Precinct 1	534	534
Casco Township Precinct 2	727	727
Columbus Township Precinct 1	861	861
Columbus Township Precinct 3	493	493
Ira Township Precinct 1	322	322
Ira Township Precinct 1 AV	130	130
Ira Township Precinct 2	520	520
Ira Township Precinct 2 AV	202	202
Ira Township Precinct 3	242	242
Ira Township Precinct 3 AV	83	83
Memphis City Precinct 2	111	111
Richmond City Precinct 1	1	1
Riley Township Precinct 1	1103	1103
Wales Township Precinct 1	1087	1087
Option Totals:	7482	7482

OFFICIAL COUNTY VOTE TOTALS

General Election

Tuesday, November 6, 2018

Election:		November 2018	
Contest:		County Commissioner District 7	
Options	Bill Gratopp	Municipality Totals	
Algonac City Precinct 1	637	637	
Algonac City Precinct 2	707	707	
China Township Precinct 1	659	659	
China Township Precinct 2	522	522	
Clay Township Precinct 1	681	681	
Clay Township Precinct 1 AV	296	296	
Clay Township Precinct 3	517	517	
Clay Township Precinct 3 AV	373	373	
Clay Township Precinct 4	320	320	
Clay Township Precinct 4 AV	198	198	
Clay Township Precinct 5	725	725	
Clay Township Precinct 5 AV	274	274	
Cottrellville Township Precinct 1	1179	1179	
Marine City Precinct 1	572	572	
Marine City Precinct 2	612	612	
Option Totals:	8272	8272	

STATE OF MICHIGAN)

) ss.

COUNTY OF ST. CLAIR)

The Board of Canvassers of the COUNTY OF ST. CLAIR having Ascertained and Canvassed the Votes of said COUNTY OF ST. CLAIR at the GENERAL Election, held on the 6th day of NOVEMBER, in the year Two Thousand EIGHTEEN.

Do Hereby Certify and Determine:

St. Clair County Commissioner

That	<u>Greg McConnell</u>	having received a sufficient number of votes is elected	<u>Co. Comm, District 1.</u>
That	<u>Karl S. Tomion</u>	having received a sufficient number of votes is elected	<u>Co. Comm, District 2.</u>
That	<u>Howard T. Heidemann</u>	having received a sufficient number of votes is elected	<u>Co. Comm, District 3.</u>
That	<u>Harry Dunn</u>	having received a sufficient number of votes is elected	<u>Co. Comm, District 4.</u>
That	<u>Jeff Bohm</u>	having received a sufficient number of votes is elected	<u>Co. Comm, District 5.</u>
That	<u>David Rushing</u>	having received a sufficient number of votes is elected	<u>Co. Comm, District 6.</u>
That	<u>Bill Gratopp</u>	having received a sufficient number of votes is elected	<u>Co. Comm, District 7.</u>

In Witness Whereof, We have hereunto set our hands and affixed the Seal of the County of St. Clair, this 13th day of November, in the year Two Thousand Eighteen.

Gronce J. Williams
Chairperson

Rodney Dickerson

Keith P. Steu

**Board of
Canvassers**

SEAL

ATTEST:

Angie Waters, Deputy
Jay M. DeBoyer
Clerk of Board of Canvassers

See above
Chairperson of Board of Canvassers

CANVASS OF VOTES CAST

AT THE ELECTION

HELD ON

November 6, 2018
(DATE OF ELECTION)

OF THE

City of Algonac

LEGAL NAME OF CITY, TOWNSHIP, VILLAGE OR SCHOOL DISTRICT

AND CANVASSED BY THE BOARD OF CANVASSERS

OF ST. CLAIR COUNTY, MICHIGAN

(NAME OF COUNTY, CITY, TOWNSHIP OR VILLAGE)

OFFICE: City Offices

No. of Votes

The total number of votes cast for **ALGONAC CITY Council Member (4-Year Term, 3 Positions)**
was Three Thousand Five Hundred Eighty Five votes. 3585

and they were given for the following named persons:

NP	Ronald E. Davey, Jr.	received	<u>Four Hundred Fifty Seven</u>	votes.	457
NP	Rocky Gillis	received	<u>Nine Hundred Thirty</u>	votes.	930
NP	Jacob Skarbek	received	<u>Eight Hundred Thirty Three</u>	votes.	833
NP	Terry Isaacs Stoneburner	received	<u>Seven Hundred Forty Seven</u>	votes.	747
NP	Mark A. Thompson	received	<u>Six Hundred Eighteen</u>	votes.	618

The total number of votes cast for **ALGONAC CITY Council Member RECALL (Partial Term Ending 11/09/2020, 1 Position)**
was One Thousand Five Hundred Seventy Six votes. 1576

and they were given for the following named persons:

NP	Helen Meldrum	received	<u>Six Hundred Seventy One</u>	votes.	671
NP	Eileen M. Tesch	received	<u>Four Hundred Ninety One</u>	votes.	491
NP	Lori Warner	received	<u>Four Hundred Fourteen</u>	votes.	414

OFFICIAL COUNTY VOTE TOTALS

General Election
Tuesday, November 6, 2018

Election:		November 2018					
Contest:		Algonac City Council Member (Elect 3)					
Options	Ronald E. Davey Jr.	Rocky Gillis	Jacob Skarbek	Terry Isaacs Stoneburner	Mark A. Thompson	Municipality Totals	
Algonac City Precinct 1	233	477	373	391	308	1782	
Algonac City Precinct 2	224	453	460	356	310	1803	
Option Totals:	457	930	833	747	618	3585	

OFFICIAL COUNTY VOTE TOTALS

General Election
Tuesday, November 6, 2018

Election:	November 2018			
Contest:	Algonac City Council Member - Recall (Elect 1)			
Options	Helen Meldrum	Eileen M. Tesch	Lori Warner	Municipality Totals
Algonac City Precinct 1	331	222	213	766
Algonac City Precinct 2	340	269	201	810
Option Totals:	671	491	414	1576

STATE OF MICHIGAN)

) ss.

COUNTY OF ST. CLAIR)

The Board of Canvassers of the COUNTY OF ST. CLAIR having Ascertained and Canvassed the Votes of said COUNTY OF ST. CLAIR at the GENERAL Election, held on the 6th day of NOVEMBER, in the year Two Thousand EIGHTEEN.

Do Hereby Certify and Determine:

Algonac City Council

That	<u>Rocky Gillis</u>	having received a sufficient number of votes is elected	<u>Council Member.</u>
That	<u>Jacob Skarbek</u>	having received a sufficient number of votes is elected	<u>Council Member.</u>
That	<u>Terry Isaacs Stoneburner</u>	having received a sufficient number of votes is elected	<u>Council Member.</u>
That	<u>Helen Meldrum</u>	having received a sufficient number of votes is elected	<u>Council Member.</u>

In Witness Whereof, We have hereunto set our hands and affixed the Seal of the County of St. Clair, this 13th day of November, in the year Two Thousand Eighteen.

Grover J. Williams Chairperson
Rachael Dickerson
Kurt P. Steu

Board of
Canvassers

SEAL

ATTEST:

Angie Waters, Deputy
 Jay M. DeBoyer
 Clerk of Board of Canvassers

See above
 Chairperson of Board of Canvassers

CANVASS OF VOTES CAST

AT THE ELECTION

HELD ON

November 6, 2018
(DATE OF ELECTION)

OF THE

Township of Burtchville

LEGAL NAME OF CITY, TOWNSHIP, VILLAGE OR SCHOOL DISTRICT

AND CANVASSED BY THE BOARD OF CANVASSERS

OF ST. CLAIR COUNTY, MICHIGAN
(NAME OF COUNTY, CITY, TOWNSHIP OR VILLAGE)

Ballot Proposals: Local Proposals (Cities, Townships, Schools)

No. of Votes

BURTCHVILLE TOWNSHIP PROPOSAL: Fire Protection Renewal Request of One (1.000) Mill

The total number of votes cast for and against the following proposal:

Shall the previously voted one mill (\$1.00 per \$1,000 of taxable value) which is an increase to the 15 mill tax limitation imposed under Article IX, Section 6 of the Michigan Constitution on general ad valorem taxes within Burtchville Township be renewed for the ten year period of 2020 through 2029 inclusive, for the purpose of purchasing fire extinguishing apparatus and equipment, housing and maintenance of the apparatus and equipment, and the operation of the Burtchville Township Fire Department; and, shall the Township levy such renewal in millage for said purpose, thereby raising in the first year an estimated \$128,401.47.

was One Thousand Seven Hundred Ninety Four votes. 1794

and they were given as follows:

YES received One Thousand Three Hundred Sixty votes. 1360

NO received Four Hundred Thirty Four votes. 434

BURTCHVILLE TOWNSHIP PROPOSAL: Fire Vehicles Request of One-Half (0.5000) Mill

The total number of votes cast for and against the following proposal:

Shall the one half mill (\$0.50 per \$1,000 of taxable value) which is an increase to the 15 mill tax limitation imposed under Article IX, Section 6 of the Michigan Constitution on general ad valorem taxes within Burtchville Township be approved for the ten year period of 2019 through 2028 inclusive, for the purpose of purchasing fire vehicles and, shall the Township levy such millage for said purpose, thereby raising in the first year an estimated \$64,200.74.

was One Thousand Seven Hundred Seventy Five votes. 1775

and they were given as follows:

YES received One Thousand Two Hundred Thirty Four votes. 1234

NO received Five Hundred Forty One votes. 541

OFFICIAL COUNTY VOTE TOTALS

General Election
Tuesday, November 6, 2018

Election:	November 2018		
Contest:	Burtchville Township		
	Fire Vehicles Request of One-Half (0.5000) Mill		
Options	Yes	No	Municipality Totals
Burtchville Township Precinct 1	363	207	570
Burtchville Township Precinct 2	419	198	617
Burtchville Township Precinct 3	452	136	588
Option Totals:	1234	541	1775

STATE OF MICHIGAN)

) ss.

COUNTY OF ST. CLAIR)

The Board of Canvassers of the COUNTY OF ST. CLAIR having Ascertained and Canvassed the Votes of said COUNTY OF ST. CLAIR at the GENERAL Election, held on the 6th day of NOVEMBER, in the year Two Thousand EIGHTEEN.

Do Hereby Certify and Determine:

Burtchville Township

That the following Propositions or questions were passed or defeated as indicated below:

<u>Fire Protection Renewal, 1 mill</u>	having received sufficient votes was	<u>PASSED.</u>
<u>Fire Vehicles Request, 1/2 mill</u>	having received sufficient votes was	<u>PASSED.</u>

In Witness Whereof, We have hereunto set our hands and affixed the Seal of the County of St. Clair, this 13th day of November, in the year Two Thousand Eighteen.

Yvonne J. Williams _____
 Chairperson

Rachael Dickerson _____

Keith P. Street _____

**Board of
Canvassers**

SEAL

ATTEST:

Angie Waters, Deputy

Jay M. DeBoyer

Clerk of Board of Canvassers

see above

Chairperson of Board of Canvassers

CANVASS OF VOTES CAST

AT THE ELECTION

HELD ON
November 6, 2018
(DATE OF ELECTION)

OF THE

Village of Capac
LEGAL NAME OF CITY, TOWNSHIP, VILLAGE OR SCHOOL DISTRICT

AND CANVASSED BY THE BOARD OF CANVASSERS

OF ST. CLAIR COUNTY, MICHIGAN
(NAME OF COUNTY, CITY, TOWNSHIP OR VILLAGE)

OFFICE: Village Offices

No. of Votes

The total number of votes cast for **CAPAC VILLAGE President (4-Year Term, 1 Position)**
was Five Hundred Four votes. 504

and they were given for the following named persons:

NP	John T. Grzyb	received	<u>Four Hundred Thirty Seven</u>	votes.	437
WI	Rebekah Lynne Flores	received	<u>Sixty Seven</u>	votes.	67

The total number of votes cast for **CAPAC VILLAGE Council (4-Year Term, 3 Positions)**
was One Thousand Four Hundred One votes. 1401

and they were given for the following named persons:

NP	Debra Hlubic	received	<u>Three Hundred Seventy Eight</u>	votes.	378
NP	Mary Klug	received	<u>Three Hundred Twenty Five</u>	votes.	325
NP	Bruce Lawrence	received	<u>Two Hundred Seventy</u>	votes.	270
NP	Lynne Cline Mandeville	received	<u>Two Hundred Thirty Seven</u>	votes.	237
NP	Patricia Weyhrauch	received	<u>One Hundred Ninety One</u>	votes.	191

OFFICIAL COUNTY VOTE TOTALS

General Election
Tuesday, November 6, 2018

Election:	November 2018		
Contest:	Village of Capac President (Elect 1)		
Options	John T. Grzyb	Rebekah Lynne Flores (WI)	Municipality Totals
Mussey Township Precinct 1	437	67	504
Option Totals:	437	67	504

OFFICIAL COUNTY VOTE TOTALS

General Election
Tuesday, November 6, 2018

Election:	November 2018					
Contest:	Village of Capac Council Member (Elect 3)					
Options	Debra Hlubic	Mary Klug	Bruce Lawrence	Lynne Cline Mandeville	Patricia Weyhrauch	Municipality Totals
Mussey Township Precinct 1	378	325	270	237	191	1401
Option Totals:	378	325	270	237	191	1401

STATE OF MICHIGAN)

) ss.

COUNTY OF ST. CLAIR)

The Board of Canvassers of the COUNTY OF ST. CLAIR having Ascertained and Canvassed the Votes of said COUNTY OF ST. CLAIR at the GENERAL Election, held on the 6th day of NOVEMBER, in the year Two Thousand EIGHTEEN.

Do Hereby Certify and Determine:

Village of Capac

That	<u>John T. Gryzb</u>	having received a sufficient number of votes is elected	<u>President.</u>
That	<u>Debra Hlubic</u>	having received a sufficient number of votes is elected	<u>Council Member.</u>
That	<u>Mary Klug</u>	having received a sufficient number of votes is elected	<u>Council Member.</u>
That	<u>Bruce Lawrence</u>	having received a sufficient number of votes is elected	<u>Council Member.</u>

In Witness Whereof, We have hereunto set our hands and affixed the Seal of the County of St. Clair, this 13th day of November, in the year Two Thousand Eighteen.

James J. Williams Chairperson
Rachael Deckers
Keith P. Sluiter

Board of
Canvassers

SEAL

ATTEST:
Angie Waters, Deputy
Jay M. DeBoyer
Clerk of Board of Canvassers

See above
Chairperson of Board of Canvassers

CANVASS OF VOTES CAST

AT THE ELECTION

HELD ON
November 6, 2018
(DATE OF ELECTION)

OF THE

Township of Clay
LEGAL NAME OF CITY, TOWNSHIP, VILLAGE OR SCHOOL DISTRICT

AND CANVASSED BY THE BOARD OF CANVASSERS

OF ST. CLAIR COUNTY, MICHIGAN
(NAME OF COUNTY, CITY, TOWNSHIP OR VILLAGE)

OFFICE: Township Offices

No. of Votes

The total number of votes cast for CLAY TWP Treasurer (Partial Term Ending 11/20/2020, 1 Position)
was Three Thousand Two Hundred Eighty One votes. 3281
and they were given for the following named persons:
REP Kristi Hiltunen received Three Thousand Two Hundred Eighty One votes. 3281

OFFICIAL COUNTY VOTE TOTALS

General Election
Tuesday, November 6, 2018

Election:		November 2018	
Contest:		Clay Township Treasurer	
Options	Kristi Hiltunen	Municipality Totals	
Clay Township Precinct 1	664	664	
Clay Township Precinct 1 AV	287	287	
Clay Township Precinct 3	496	496	
Clay Township Precinct 3 AV	364	364	
Clay Township Precinct 4	309	309	
Clay Township Precinct 4 AV	195	195	
Clay Township Precinct 5	693	693	
Clay Township Precinct 5 AV	273	273	
Option Totals:	3281	3281	

CERTIFICATE OF DETERMINATION

STATE OF MICHIGAN)

) ss.

COUNTY OF ST. CLAIR)

The Board of Canvassers of the COUNTY OF ST. CLAIR having Ascertained and Canvassed the Votes of said COUNTY OF ST. CLAIR at the GENERAL Election, held on the 6th day of NOVEMBER, in the year Two Thousand EIGHTEEN.

Do Hereby Certify and Determine:

Clay Township

That Kristi Hiltunen having received a sufficient number of votes is elected Treasurer.

In Witness Whereof, We have hereunto set our hands and affixed the Seal of the County of St. Clair, this 6th day of November, in the year Two Thousand Eighteen.

Garrett J. Williams
Chairperson
Keith P. Stone
Rachael Dickson

Board of
Canvassers

SEAL

ATTEST:

Angie Waters, Deputy

Jay M. DeBoyer
Clerk of Board of Canvassers

See above

Chairperson of Board of Canvassers

CANVASS OF VOTES CAST

AT THE ELECTION

HELD ON
November 6, 2018
(DATE OF ELECTION)

OF THE

Township of East China

LEGAL NAME OF CITY, TOWNSHIP, VILLAGE OR SCHOOL DISTRICT

AND CANVASSED BY THE BOARD OF CANVASSERS

OF ST. CLAIR COUNTY, MICHIGAN
(NAME OF COUNTY, CITY, TOWNSHIP OR VILLAGE)

OFFICE: Township Offices

No. of Votes

The total number of votes cast for **EAST CHINA TWP Park Commissioner (Partial Term Ending 11/20/2020, 2 Positions)**
was One Thousand Eight Hundred Ninety Three votes. 1893

and they were given for the following named persons:

NPA	Khizran B. Ali	received	<u>Six Hundred Seventy One</u>	votes.	671
NPA	Pamela Kelb	received	<u>One Thousand Two Hundred Twenty Two</u>	votes.	1222

OFFICIAL COUNTY VOTE TOTALS

General Election
Tuesday, November 6, 2018

Election:		November 2018		
Contest:		East China Township Park Commissioner		
Options	Khizran B. Ali	Pamela Kelb	Municipality Totals	
East China Township Precinct 1	205	404	609	
East China Township Precinct 1 AV	95	164	259	
East China Township Precinct 2	201	390	591	
East China Township Precinct 2 AV	170	264	434	
Option Totals:	671	1222	1893	

CERTIFICATE OF DETERMINATION

STATE OF MICHIGAN)

) ss.

COUNTY OF ST. CLAIR)

The Board of Canvassers of the COUNTY OF ST. CLAIR having Ascertained and Canvassed the Votes of said COUNTY OF ST. CLAIR at the GENERAL Election, held on the 6th day of NOVEMBER, in the year Two Thousand EIGHTEEN.

Do Hereby Certify and Determine:

East China Township

That	<u>Khizran B. Ali</u>	having received a sufficient number of votes is elected	<u>Park Commissioner.</u>
That	<u>Pamela Kelb</u>	having received a sufficient number of votes is elected	<u>Park Commissioner.</u>

In Witness Whereof, We have hereunto set our hands and affixed the Seal of the County of St. Clair, this 13th day of November, in the year Two Thousand Eighteen.

Gloria J. Williams Chairperson
Rachel Robinson
Kurt P. Shea

Board of
Canvassers

SEAL

ATTEST:
Angie Waters, Deputy
 Jay M. DeBoyer
 Clerk of Board of Canvassers

See above
 Chairperson of Board of Canvassers

CANVASS OF VOTES CAST

AT THE ELECTION

HELD ON
November 6, 2018
(DATE OF ELECTION)

OF THE

Village of Emmett
LEGAL NAME OF CITY, TOWNSHIP, VILLAGE OR SCHOOL DISTRICT

AND CANVASSED BY THE BOARD OF CANVASSERS

OF ST. CLAIR COUNTY, MICHIGAN
(NAME OF COUNTY, CITY, TOWNSHIP OR VILLAGE)

OFFICE: Village Offices

			No. of Votes
The total number of votes cast for EMMETT VILLAGE President (2-Year Term, 1 Position)			
was	<u>Eighty Five</u>		votes. 85
and they were given for the following named persons:			
NP	Richard Pierce	received <u>Eighty Five</u>	votes. 85
The total number of votes cast for EMMETT VILLAGE Clerk (2-Year Term, 1 Position)			
was	<u>Eighty Three</u>		votes. 83
and they were given for the following named persons:			
NP	Kathleen Keith-Pratt	received <u>Eighty Three</u>	votes. 83
The total number of votes cast for EMMETT VILLAGE Treasurer (2-Year Term, 1 Position)			
was	<u>Eighty Five</u>		votes. 85
and they were given for the following named persons:			
NP	Brenda S. Cowhy	received <u>Eighty Five</u>	votes. 85
The total number of votes cast for EMMETT VILLAGE Council (4-Year Term, 4 Positions)			
was	<u>Thirteen</u>		votes. 13
and they were given for the following named persons:			
WI	Joan Bowen	received <u>Six</u>	votes. 6
WI	Dennis Pierce	received <u>Seven</u>	votes. 7
End of listing			

OFFICIAL COUNTY VOTE TOTALS

General Election

Tuesday, November 6, 2018

Election:	November 2018	
Contest:	Village of Emmett President (Elect 1)	
Options	Richard Pierce	Municipality Totals
Emmett Township Precinct 1	85	85
Option Totals:	85	85

OFFICIAL COUNTY VOTE TOTALS

General Election

Tuesday, November 6, 2018

Election:	November 2018	
Contest:	Village of Emmett Clerk (Elect 1)	
Options	Kathleen Keith-Pratt	Municipality Totals
Emmett Township Precinct 1	83	83
Option Totals:	83	83

OFFICIAL COUNTY VOTE TOTALS

General Election
Tuesday, November 6, 2018

Election:	November 2018	
Contest:	Village of Emmett Treasurer (Elect 1)	
Options	Brenda S. Cowhy	Municipality Totals
Emmett Township Precinct 1	85	85
Option Totals:	85	85

OFFICIAL COUNTY VOTE TOTALS

General Election
Tuesday, November 6, 2018

Election:	November 2018		
Contest:	Village of Emmett Council Member (Elect 4)		
Options	Joan Bowen (WI)	Dennis Pierce (WI)	Municipality Totals
Emmett Township Precinct 1	6	7	13
Option Totals:	6	7	13

STATE OF MICHIGAN)

) ss.

COUNTY OF ST. CLAIR)

The Board of Canvassers of the COUNTY OF ST. CLAIR having Ascertained and Canvassed the Votes of said COUNTY OF ST. CLAIR at the GENERAL Election, held on the 6th day of NOVEMBER, in the year Two Thousand EIGHTEEN.

Do Hereby Certify and Determine:

Village of Emmett

That	<u>Richard Pierce</u>	having received a sufficient number of votes is elected	<u>President.</u>
That	<u>Kathleen Keith-Pratt</u>	having received a sufficient number of votes is elected	<u>Clerk</u>
That	<u>Brenda S. Cowhy</u>	having received a sufficient number of votes is elected	<u>Treasurer.</u>
That	<u>Joan Bowen</u>	having received a sufficient number of votes is elected	<u>Council Member.</u>
That	<u>Dennis Pierce</u>	having received a sufficient number of votes is elected	<u>Council Member.</u>

In Witness Whereof, We have hereunto set our hands and affixed the Seal of the County of St. Clair, this 6th day of November, in the year Two Thousand Eighteen.

George J. Williams Chairperson
Rachael Deckstein
Keith P. Shea

Board of
Canvassers

SEAL

ATTEST:

Angie Waters Deputy

Jay M. DeBoyer
Clerk of Board of Canvassers

See above
Chairperson of Board of Canvassers

CANVASS OF VOTES CAST

AT THE ELECTION

HELD ON
November 6, 2018
(DATE OF ELECTION)

OF THE

Township of Ira

LEGAL NAME OF CITY, TOWNSHIP, VILLAGE OR SCHOOL DISTRICT

AND CANVASSED BY THE BOARD OF CANVASSERS

OF ST. CLAIR COUNTY, MICHIGAN
(NAME OF COUNTY, CITY, TOWNSHIP OR VILLAGE)

OFFICE: Township Offices

No. of Votes

The total number of votes cast for **IRA TWP Supervisor (Partial Term Ending 11/20/2020, 1 Position)**
was One Thousand Five Hundred Sixty Nine votes. 1569

and they were given for the following named persons:

REP James J. Endres, Jr. received One Thousand Five Hundred Sixty Nine votes. 1569

The total number of votes cast for **IRA TWP Trustee (Partial Term Ending 11/20/2020, 1 Position)**
was One Thousand Four Hundred Eighty Five votes. 1485

and they were given for the following named persons:

REP James Jacob received One Thousand Four Hundred Eighty Five votes. 1485

OFFICIAL COUNTY VOTE TOTALS

General Election
Tuesday, November 6, 2018

Election:	November 2018	
Contest:	Ira Township Supervisor	
Options	James J. Endres Jr.	Municipality Totals
Ira Township Precinct 1	345	345
Ira Township Precinct 1 AV	145	145
Ira Township Precinct 2	533	533
Ira Township Precinct 2 AV	218	218
Ira Township Precinct 3	242	242
Ira Township Precinct 3 AV	86	86
Option Totals:	1569	1569

OFFICIAL COUNTY VOTE TOTALS

General Election
Tuesday, November 6, 2018

Election:	November 2018	
Contest:	Ira Township Trustee	
Options	James Jacob	Municipality Totals
Ira Township Precinct 1	324	324
Ira Township Precinct 1 AV	130	130
Ira Township Precinct 2	500	500
Ira Township Precinct 2 AV	210	210
Ira Township Precinct 3	236	236
Ira Township Precinct 3 AV	85	85
Option Totals:	1485	1485

STATE OF MICHIGAN)

) ss.

COUNTY OF ST. CLAIR)

The Board of Canvassers of the COUNTY OF ST. CLAIR having Ascertained and Canvassed the Votes of said COUNTY OF ST. CLAIR at the GENERAL Election, held on the 6th day of NOVEMBER, in the year Two Thousand EIGHTEEN.

Do Hereby Certify and Determine:

Ira Township

That	<u>James J. Endres, Jr.</u>	having received a sufficient number of votes is elected	<u>Supervisor.</u>
That	<u>James Jacob</u>	having received a sufficient number of votes is elected	<u>Trustee.</u>

In Witness Whereof, We have hereunto set our hands and affixed the Seal of the County of St. Clair, this 13th day of November, in the year Two Thousand Eighteen.

James J. Williams
Chairperson

Rachael Dickson

Keith P. She

**Board of
Canvassers**

SEAL

ATTEST:

Angie Waters, Deputy
Jay M. DeBoyer
Clerk of Board of Canvassers

See above
Chairperson of Board of Canvassers

CANVASS OF VOTES CAST

AT THE ELECTION

HELD ON
November 6, 2018
(DATE OF ELECTION)

OF THE

City of Marine City

LEGAL NAME OF CITY, TOWNSHIP, VILLAGE OR SCHOOL DISTRICT

AND CANVASSED BY THE BOARD OF CANVASSERS

OF ST. CLAIR COUNTY, MICHIGAN
(NAME OF COUNTY, CITY, TOWNSHIP OR VILLAGE)

OFFICE: City Offices

No. of Votes

The total number of votes cast for **MARINE CITY Mayor (2-Year Term, 1 Position)**
was One Thousand Two Hundred Ninety Six votes. 1296

and they were given for the following named persons:

NP Dave Vandebossche received One Thousand Two Hundred Ninety Six votes. 1296

The total number of votes cast for **MARINE CITY Commissioner (4-Year Term, 3 Positions)**
was Three Thousand Three Hundred Seventy Nine votes. 3379

and they were given for the following named persons:

NP Jacob D. Bryson received Six Hundred Sixty Three votes. 663

NP Michael R. Hilferink received Five Hundred Twenty Five votes. 525

NP Wendy Kellehan received Six Hundred Seventy Three votes. 673

NP Raymond Meli received Four Hundred Eighty Eight votes. 488

NP Charles E. Seigneurie received Four Hundred Nineteen votes. 419

NP Cheryl Vercammen received Six Hundred Eleven votes. 611

OFFICIAL COUNTY VOTE TOTALS

General Election
Tuesday, November 6, 2018

Election:	November 2018	
Contest:	Marine City Mayor (Elect 1)	
	Dave	Municipality
Options	Vandenbossche	Totals
Marine City Precinct 1	615	615
Marine City Precinct 2	681	681
Option Totals:	1296	1296

OFFICIAL COUNTY VOTE TOTALS

General Election
Tuesday, November 6, 2018

Election:	November 2018						
Contest:	Marine City City Commissioner (Elect 3)						
Options	Jacob D. Bryson	Michael R. Hilferink	Wendy Kellehan	Raymond Meli	Charles E. Seigneurie	Cheryl Vercammen	Municipality Totals
Marine City Precinct 1	334	249	351	236	230	296	1696
Marine City Precinct 2	329	276	322	252	189	315	1683
Option Totals:	663	525	673	488	419	611	3379

STATE OF MICHIGAN)

) ss.

COUNTY OF ST. CLAIR)

The Board of Canvassers of the COUNTY OF ST. CLAIR having Ascertained and Canvassed the Votes of said COUNTY OF ST. CLAIR at the GENERAL Election, held on the 6th day of NOVEMBER, in the year Two Thousand EIGHTEEN.

Do Hereby Certify and Determine:

Marine City

That	<u>Dave Vandebosch</u>	having received a sufficient number of votes is elected	<u>Mayor.</u>
That	<u>Jacob D. Bryson</u>	having received a sufficient number of votes is elected	<u>Commissioner.</u>
That	<u>Wendy Kellehan</u>	having received a sufficient number of votes is elected	<u>Commissioner.</u>
That	<u>Cheryl Vercammen</u>	having received a sufficient number of votes is elected	<u>Commissioner.</u>

In Witness Whereof, We have hereunto set our hands and affixed the Seal of the County of St. Clair, this 13th day of November, in the year Two Thousand Eighteen.

Gronce J. Williams
Chairperson

Richard Dickerson

Keith P. Shea

**Board of
Canvassers**

SEAL

ATTEST:

Angie Waters, Deputy
Jay M. DeBoyer

Clerk of Board of Canvassers

see above
Chairperson of Board of Canvassers

Ballot Proposals: Local Proposals (Cities, Townships, Schools)

No. of Votes

MARINE CITY PROPOSAL: Roads and Infrastructure Millage Request

The total number of votes cast for and against the following proposal:

Shall the City of Marine City, County of St. Clair, Michigan, be permitted to increase its currently authorized millage rate of 16.7107 mills in 2019 for a term of five (5) years ending December 31, 2023, by an additional 3.2893 mills (\$3.29 per \$1,000) on each dollar of the taxable value of all real and personal property in the City of Marine City, which will restore to the City a Charter-authorized millage amount for general purposes which has been reduced by Section 31 of Article IX of the State Constitution of 1963, all of which tax revenues would be disbursed to the City of Marine City. The Charter-authorized millage amount has been reduced by required millage rollbacks to 16.7107 as of 2018. If approved, the initial 3.2893 mills authorized for levy would raise approximately \$313,307.00 in revenue in the year 2019. The funds raised from this millage will be used for roads and infrastructure only.

was **One Thousand Six Hundred Thirty Nine** votes. 1639

and they were given as follows:

YES received **Seven Hundred Sixty Two** votes. 762

NO received **Eight Hundred Seventy Seven** votes. 877

OFFICIAL COUNTY VOTE TOTALS

General Election
Tuesday, November 6, 2018

Election:	November 2018		
Contest:	Marine City		
	Roads and Infrastructure Millage Request		
Options	Yes	No	Municipality Totals
Marine City Precinct 1	401	417	818
Marine City Precinct 2	361	460	821
Option Totals:	762	877	1639

STATE OF MICHIGAN)

) ss.

COUNTY OF ST. CLAIR)

The Board of Canvassers of the COUNTY OF ST. CLAIR having Ascertained and Canvassed the Votes of said COUNTY OF ST. CLAIR at the GENERAL Election, held on the 6th day of NOVEMBER, in the year Two Thousand EIGHTEEN.

Do Hereby Certify and Determine:

Marine City

That the following Propositions or questions were passed or defeated as indicated below:

Roads and Infrastructure millage having NOT received sufficient votes was DEFEATED.

In Witness Whereof, We have hereunto set our hands and affixed the Seal of the County of St. Clair, this 13th day of November, in the year Two Thousand Eighteen.

Gronce J. Williams
Chairperson
Laetel Dickson
Keith P. Shea

Board of
Canvassers

SEAL

ATTEST:
Angie Waters, Deputy
Jay M. DeBoyer
Clerk of Board of Canvassers

See above
Chairperson of Board of Canvassers

CANVASS OF VOTES CAST

AT THE ELECTION

HELD ON

November 6, 2018
(DATE OF ELECTION)

OF THE

City of Port Huron

LEGAL NAME OF CITY, TOWNSHIP, VILLAGE OR SCHOOL DISTRICT

AND CANVASSED BY THE BOARD OF CANVASSERS

OF ST. CLAIR COUNTY, MICHIGAN
(NAME OF COUNTY, CITY, TOWNSHIP OR VILLAGE)

OFFICE: City Offices

No. of Votes

The total number of votes cast for **PORT HURON CITY Mayor (2-Year Term, 1 Position)**
was Eight Thousand Five Hundred Sixty One votes. 8561

and they were given for the following named persons:

NP	Garth Gurnsey	received	<u>One Thousand Eighty Three</u>	votes.	1083
NP	Pauline M. Repp	received	<u>Four Thousand Three Hundred Forty Three</u>	votes.	4343
NP	Tray L. Smith	received	<u>One Thousand Eleven</u>	votes.	1011
NP	Scott Richard Worden	received	<u>Two Thousand One Hundred Twenty Four</u>	votes.	2124

The total number of votes cast for **PORT HURON CITY Council Member (4-Year Term, 3 Positions)**
was Twenty Thousand Six Hundred Sixty Five votes. 20665

and they were given for the following named persons:

NP	Anita R. Ashford	received	<u>Three Thousand Two Hundred Ninety Three</u>	votes.	3293
NP	Lisa Beedon	received	<u>Three Thousand Two Hundred Twenty Nine</u>	votes.	3229
NP	Jon Hardman	received	<u>One Thousand Four Hundred Forty Seven</u>	votes.	1447
NP	Teri Lamb	received	<u>Two Thousand Five Hundred Twenty Four</u>	votes.	2524
NP	Bob Mosurak	received	<u>Two Thousand Three Hundred Fifteen</u>	votes.	2315
NP	Arthur Payne	received	<u>One Thousand Six Hundred Ten</u>	votes.	1610
NP	Jeff Pemberton	received	<u>Three Thousand Seven Hundred Nineteen</u>	votes.	3719
NP	Marissa M. Williams	received	<u>Two Thousand Five Hundred Twenty Eight</u>	votes.	2528

OFFICIAL COUNTY VOTE TOTALS

General Election
Tuesday, November 6, 2018

Election:		November 2018				
Contest:		Port Huron City Mayor (Elect 1)				
Options	Garth Gurnsey	Pauline M. Repp	Tray L. Smith	Scott Richard Worden	Municipality Totals	
Port Huron City Precinct 1	95	436	56	140	727	
Port Huron City Precinct 1 AV	49	210	20	72	351	
Port Huron City Precinct 2	60	521	56	175	812	
Port Huron City Precinct 2 AV	8	155	12	58	233	
Port Huron City Precinct 3	60	487	82	235	864	
Port Huron City Precinct 3 AV	11	145	18	43	217	
Port Huron City Precinct 4	76	330	65	178	649	
Port Huron City Precinct 4 AV	9	103	11	47	170	
Port Huron City Precinct 5	84	256	64	146	550	
Port Huron City Precinct 5 AV	16	86	6	20	128	
Port Huron City Precinct 6	91	286	123	222	722	
Port Huron City Precinct 6 AV	17	45	9	25	96	
Port Huron City Precinct 7	67	214	70	139	490	
Port Huron City Precinct 7 AV	10	36	6	15	67	
Port Huron City Precinct 8	125	337	109	208	779	
Port Huron City Precinct 8 AV	23	55	7	42	127	
Port Huron City Precinct 9	186	275	114	179	754	
Port Huron City Precinct 9 AV	24	70	11	28	133	
Port Huron City Precinct 10	54	241	158	139	592	
Port Huron City Precinct 10 AV	18	55	14	13	100	
Option Totals:	1083	4343	1011	2124	8561	

OFFICIAL COUNTY VOTE TOTALS

General Election

Tuesday, November 6, 2018

Election:		November 2018								
Contest:		Port Huron City Council Member (Elect 3)								
Options	Anita R. Ashford	Lisa Beedon	Jon Hardman	Teri Lamb	Bob Mosurak	Arthur Payne	Jeff Pemberton	Marissa M. Williams	Municipality Totals	
Port Huron City Precinct 1	292	285	112	198	212	101	326	185	1711	
Port Huron City Precinct 1 AV	192	127	64	102	118	50	137	73	863	
Port Huron City Precinct 2	270	340	151	249	310	110	422	151	2003	
Port Huron City Precinct 2 AV	97	108	51	80	102	25	105	36	604	
Port Huron City Precinct 3	243	309	187	289	326	111	426	156	2047	
Port Huron City Precinct 3 AV	107	93	55	62	90	26	84	34	551	
Port Huron City Precinct 4	216	212	134	208	167	144	315	176	1572	
Port Huron City Precinct 4 AV	83	51	32	58	56	21	73	33	407	
Port Huron City Precinct 5	173	181	68	157	163	154	204	151	1251	
Port Huron City Precinct 5 AV	61	45	25	38	56	31	43	27	326	
Port Huron City Precinct 6	254	261	85	189	144	156	303	244	1636	
Port Huron City Precinct 6 AV	41	49	16	31	26	21	40	28	252	
Port Huron City Precinct 7	180	174	69	162	85	118	201	163	1152	
Port Huron City Precinct 7 AV	33	26	12	22	15	18	27	30	183	
Port Huron City Precinct 8	301	310	125	214	149	180	322	324	1925	
Port Huron City Precinct 8 AV	64	55	20	40	32	16	61	34	322	
Port Huron City Precinct 9	294	287	128	199	133	158	343	268	1810	
Port Huron City Precinct 9 AV	82	56	18	45	33	14	55	48	351	
Port Huron City Precinct 10	256	216	79	151	80	136	192	340	1450	
Port Huron City Precinct 10 AV	54	44	16	30	18	20	40	27	249	
Option Totals:	3293	3229	1447	2524	2315	1610	3719	2528	20665	

STATE OF MICHIGAN)

) ss.

COUNTY OF ST. CLAIR)

The Board of Canvassers of the COUNTY OF ST. CLAIR having Ascertained and Canvassed the Votes of said COUNTY OF ST. CLAIR at the GENERAL Election, held on the 6th day of NOVEMBER, in the year Two Thousand EIGHTEEN.

Do Hereby Certify and Determine:

Port Huron City

That	<u>Pauline M. Repp</u>	having received a sufficient number of votes is elected	<u>Mayor.</u>
That	<u>Anita R. Ashford</u>	having received a sufficient number of votes is elected	<u>Council Member.</u>
That	<u>Lisa Beedon</u>	having received a sufficient number of votes is elected	<u>Council Member.</u>
That	<u>Jeff Pemberton</u>	having received a sufficient number of votes is elected	<u>Council Member.</u>

In Witness Whereof, We have hereunto set our hands and affixed the Seal of the County of St. Clair, this 6th day of November, in the year Two Thousand Eighteen.

Gronce J. Williams
 _____ Chairperson
Rachael Decker

Kathy P. Shea

Board of
Canvassers

SEAL

ATTEST:

Jay M. DeBoyer

 Jay M. DeBoyer
 Clerk of Board of Canvassers

See above

 Chairperson of Board of Canvassers

CANVASS OF VOTES CAST

AT THE ELECTION

HELD ON

November 6, 2018
(DATE OF ELECTION)

OF THE

City of St. Clair

LEGAL NAME OF CITY, TOWNSHIP, VILLAGE OR SCHOOL DISTRICT

AND CANVASSED BY THE BOARD OF CANVASSERS

OF ST. CLAIR COUNTY, MICHIGAN
(NAME OF COUNTY, CITY, TOWNSHIP OR VILLAGE)

OFFICE: City Offices

No. of Votes

The total number of votes cast for **ST. CLAIR CITY Mayor (2-Year Term, 1 Position)**
was Two Thousand Six Hundred Twenty Five votes. 2625

and they were given for the following named persons:

NP	Bill Cedar, Jr.	received	<u>One Thousand Three Hundred Thirty Four</u>	votes.	1334
NP	Katherine Huffmaster	received	<u>One Thousand Two Hundred Ninety One</u>	votes.	1291

The total number of votes cast for **ST. CLAIR CITY Council - WARD 1 (2-Year Term, 2 Positions)**
was One Thousand Thirty Seven votes. 1037

and they were given for the following named persons:

NP	Ed Kindsvater, Jr.	received	<u>Five Hundred Thirty Three</u>	votes.	533
NP	Mitchell J. Kuffa III	received	<u>Five Hundred Four</u>	votes.	504

The total number of votes cast for **ST. CLAIR CITY Council - WARD 2 (2-Year Term, 2 Positions)**
was One Thousand One Hundred Sixteen votes. 1116

and they were given for the following named persons:

NP	Mike LaPorte	received	<u>Five Hundred Thirty</u>	votes.	530
NP	Thomas R. McCartney	received	<u>Five Hundred Eighty Six</u>	votes.	586

The total number of votes cast for **ST. CLAIR CITY Council - WARD 3 (2-Year Term, 2 Positions)**
was One Thousand Ninety Two votes. 1092

and they were given for the following named persons:

NP	Steven Ellery	received	<u>Three Hundred Seventy</u>	votes.	370
NP	Bill Klieman	received	<u>Three Hundred Thirty Seven</u>	votes.	337
NP	Jon Arvid Watt	received	<u>Three Hundred Eighty Five</u>	votes.	385

End of listing

OFFICIAL COUNTY VOTE TOTALS

General Election
Tuesday, November 6, 2018

Election:		November 2018		
Contest:		St. Clair City Mayor (Elect 1)		
Options	Bill Cedar Jr.	Katherine Huffmaster	Municipality Totals	
St. Clair City Precinct 1	353	307	660	
St. Clair City Precinct 1 AV	133	101	234	
St. Clair City Precinct 2	370	342	712	
St. Clair City Precinct 2 AV	109	101	210	
St. Clair City Precinct 3	282	333	615	
St. Clair City Precinct 3 AV	87	107	194	
Option Totals:	1334	1291	2625	

OFFICIAL COUNTY VOTE TOTALS

General Election
Tuesday, November 6, 2018

Election:	November 2018		
Contest:	City of St. Clair Ward 1 Council Member (Elect 2)		
Options	Ed Kindsvater Jr.	Mitchell J. Kuffa III	Municipality Totals
St. Clair City Precinct 1	370	366	736
St. Clair City Precinct 1 AV	163	138	301
Option Totals:	533	504	1037

OFFICIAL COUNTY VOTE TOTALS

General Election
Tuesday, November 6, 2018

Election:	November 2018		
Contest:	City of St. Clair Ward 2 Council Member (Elect 2)		
Options	Mike LaPorte	Thomas R. McCartney	Municipality Totals
St. Clair City Precinct 2	398	426	824
St. Clair City Precinct 2 AV	132	160	292
Option Totals:	530	586	1116

OFFICIAL COUNTY VOTE TOTALS

General Election
Tuesday, November 6, 2018

Election:		November 2018			
Contest:		City of St. Clair Ward 3 Council Member (Elect 2)			
Options	Steven Ellery	Bill Klieman	Jon Arvid Watt	Municipality Totals	
St. Clair City Precinct 3	269	252	278	799	
St. Clair City Precinct 3 AV	101	85	107	293	
Option Totals:	370	337	385	1092	

STATE OF MICHIGAN)

) ss.

COUNTY OF ST. CLAIR)

The Board of Canvassers of the COUNTY OF ST. CLAIR having Ascertained and Canvassed the Votes of said COUNTY OF ST. CLAIR at the GENERAL Election, held on the 6th day of NOVEMBER, in the year Two Thousand EIGHTEEN.

Do Hereby Certify and Determine:

St. Clair City Mayor

That	<u>Bill Cedar Jr.</u>	having received a sufficient number of votes is elected	<u>Mayor.</u>
That	<u>Ed Kindsvater Jr.</u>	having received a sufficient number of votes is elected	<u>Council Member, Ward 1.</u>
That	<u>Mitchell J. Kuffa III</u>	having received a sufficient number of votes is elected	<u>Council Member, Ward 1.</u>
That	<u>Mike LaPorte</u>	having received a sufficient number of votes is elected	<u>Council Member, Ward 2.</u>
That	<u>Thomas R. McCartney</u>	having received a sufficient number of votes is elected	<u>Council Member, Ward 2.</u>
That	<u>Steven Ellery</u>	having received a sufficient number of votes is elected	<u>Council Member, Ward 3.</u>
That	<u>Jon Arvid Watt</u>	having received a sufficient number of votes is elected	<u>Council Member, Ward 3.</u>

In Witness Whereof, We have hereunto set our hands and affixed the Seal of the County of St. Clair, this 13th day of November, in the year Two Thousand Eighteen.

George J. Williams
Chairperson

Rachel Dickson

Keith A. Shea

Board of
Canvassers

SEAL

ATTEST:

Angie Waters, Deputy
Jay M. DeBoyer
Clerk of Board of Canvassers

See above
Chairperson of Board of Canvassers

CANVASS OF VOTES CAST

AT THE ELECTION

HELD ON
November 6, 2018
(DATE OF ELECTION)

OF THE

Township of St. Clair
LEGAL NAME OF CITY, TOWNSHIP, VILLAGE OR SCHOOL DISTRICT

AND CANVASSED BY THE BOARD OF CANVASSERS

OF ST. CLAIR COUNTY, MICHIGAN
(NAME OF COUNTY, CITY, TOWNSHIP OR VILLAGE)

OFFICE: Township Offices

No. of Votes

The total number of votes cast for **ST. CLAIR TWP Supervisor (Partial Term Ending 11/20/2020, 1 Position)**
was Two Thousand Six Hundred Eighty Two votes. 2682

and they were given for the following named persons:

REP Mike Boulier received Two Thousand Six Hundred Eighty Two votes. 2682

The total number of votes cast for **ST. CLAIR TWP Trustee (Partial Term Ending 11/20/2020, 1 Position)**
was Two Thousand Five Hundred Ten votes. 2510

and they were given for the following named persons:

REP Brenda Boeck received Two Thousand Five Hundred Ten votes. 2510

OFFICIAL COUNTY VOTE TOTALS

General Election
Tuesday, November 6, 2018

Election:	November 2018	
Contest:	St. Clair Township Supervisor	
Options	Mike Boulier	Municipality Totals
St. Clair Township Precinct 1	914	914
St. Clair Township Precinct 1 AV	509	509
St. Clair Township Precinct 2	907	907
St. Clair Township Precinct 2 AV	352	352
Option Totals:	2682	2682

OFFICIAL COUNTY VOTE TOTALS

General Election
Tuesday, November 6, 2018

Election:		November 2018	
Contest:		St. Clair Township Trustee	
Options		Brenda Boeck	Municipality Totals
St. Clair Township Precinct 1		867	867
St. Clair Township Precinct 1 AV		487	487
St. Clair Township Precinct 2		830	830
St. Clair Township Precinct 2 AV		326	326
Option Totals:		2510	2510

CERTIFICATE OF DETERMINATION

STATE OF MICHIGAN)

) ss.

COUNTY OF ST. CLAIR)

The Board of Canvassers of the COUNTY OF ST. CLAIR having Ascertained and Canvassed the Votes of said COUNTY OF ST. CLAIR at the GENERAL Election, held on the 6th day of NOVEMBER, in the year Two Thousand EIGHTEEN.

Do Hereby Certify and Determine:

St. Clair Township

That	<u>Mike Boulier</u>	having received a sufficient number of votes is elected	<u>Supervisor.</u>
That	<u>Brenda Boeck</u>	having received a sufficient number of votes is elected	<u>Trustee.</u>

In Witness Whereof, We have hereunto set our hands and affixed the Seal of the County of St. Clair, this 13th day of November, in the year Two Thousand Eighteen.

Thomas J. Williams Chairperson
Rachel Dickerson
Kathy P. Shen

Board of
Canvassers

SEAL

ATTEST:

Angie Waters
Jay M. DeBover
Clerk of Board of Canvassers

see above
Chairperson of Board of Canvassers

CANVASS OF VOTES CAST

AT THE ELECTION

HELD ON
November 6, 2018
(DATE OF ELECTION)

OF THE

Township of Wales
LEGAL NAME OF CITY, TOWNSHIP, VILLAGE OR SCHOOL DISTRICT

AND CANVASSED BY THE BOARD OF CANVASSERS

OF ST. CLAIR COUNTY, MICHIGAN
(NAME OF COUNTY, CITY, TOWNSHIP OR VILLAGE)

OFFICE: Township Offices

No. of Votes

The total number of votes cast for **WALES TWP Supervisor (Partial Term Ending 11/20/2020, 1 Position)**
was Nine Hundred Forty One votes. 941

and they were given for the following named persons:

DEM Elizabeth A. Masters received Nine Hundred Forty One votes. 941

The total number of votes cast for **WALES TWP Trustee (Partial Term Ending 11/20/2020, 1 Position)**
was One Thousand Sixty Four votes. 1064

and they were given for the following named persons:

REP Larry D. Thomson received One Thousand Sixty Four votes. 1064

End of listing

OFFICIAL COUNTY VOTE TOTALS

General Election
Tuesday, November 6, 2018

Election:	November 2018	
Contest:	Wales Township Supervisor	
Options	Elizabeth A. Masters	Municipality Totals
Wales Township Precinct 1	941	941
Option Totals:	941	941

OFFICIAL COUNTY VOTE TOTALS

General Election
Tuesday, November 6, 2018

Election:	November 2018	
Contest:	Wales Township Trustee	
Options	Larry D. Thomson	Municipality Totals
Wales Township Precinct 1	1064	1064
Option Totals:	1064	1064

CANVASS OF VOTES CAST

AT THE ELECTION

HELD ON
November 6, 2018
(DATE OF ELECTION)

OF THE

Algonac School Board
LEGAL NAME OF CITY, TOWNSHIP, VILLAGE OR SCHOOL DISTRICT

AND CANVASSED BY THE BOARD OF CANVASSERS

OF ST. CLAIR COUNTY, MICHIGAN
(NAME OF COUNTY, CITY, TOWNSHIP OR VILLAGE)

OFFICE: School Board Members - St. Clair County

No. of Votes

The total number of votes cast for **ALGONAC Community Schools (6-Year Term, 2 Positions)**

was Eight Thousand Five Hundred Four votes. 8504

and they were given for the following named persons:

NP Philip J. Clark received Two Thousand Nine Hundred Forty One votes. 2941

NP Andy Goulet received Two Thousand Seven Hundred Forty Two votes. 2742

NP Janice T. Pasko received Two Thousand Eight Hundred Twenty One votes. 2821

The total number of votes cast for **ALGONAC Community Schools (Partial Term Ending 12/31/2020, 1 Position)**

was Four Thousand One Hundred Seventy Eight votes. 4178

and they were given for the following named persons:

NP Raymond P. Privaloff received Four Thousand One Hundred Seventy Eight votes. 4178

OFFICIAL COUNTY VOTE TOTALS

General Election
Tuesday, November 6, 2018

Election:		November 2018			
Contest:		Algonac Schools Board Member (Elect 2)			
Options	Philip J. Clark	Andy Goulet	Janice T. Pasko	Municipality Totals	
Algonac City Precinct 1	394	339	333	1066	
Algonac City Precinct 2	366	408	393	1167	
Clay Township Precinct 1	322	301	365	988	
Clay Township Precinct 1 AV	151	147	190	488	
Clay Township Precinct 3	317	218	208	743	
Clay Township Precinct 3 AV	232	188	186	606	
Clay Township Precinct 4	147	172	175	494	
Clay Township Precinct 4 AV	78	107	109	294	
Clay Township Precinct 5	379	337	367	1083	
Clay Township Precinct 5 AV	165	185	169	519	
Ira Township Precinct 2	277	239	212	728	
Ira Township Precinct 2 AV	113	101	114	328	
Option Totals:	2941	2742	2821	8504	

OFFICIAL COUNTY VOTE TOTALS

General Election
Tuesday, November 6, 2018

Election:	November 2018	
Contest:	Algonac Schools Board Member; Partial Term; 11/09/2020 (Elect 1)	
Options	Raymond P. Privaloff	Municipality Totals
Algonac City Precinct 1	507	507
Algonac City Precinct 2	588	588
Clay Township Precinct 1	508	508
Clay Township Precinct 1 AV	210	210
Clay Township Precinct 3	366	366
Clay Township Precinct 3 AV	263	263
Clay Township Precinct 4	248	248
Clay Township Precinct 4 AV	141	141
Clay Township Precinct 5	551	551
Clay Township Precinct 5 AV	222	222
Ira Township Precinct 2	420	420
Ira Township Precinct 2 AV	154	154
Option Totals:	4178	4178

STATE OF MICHIGAN)

) ss.

COUNTY OF ST. CLAIR)

The Board of Canvassers of the COUNTY OF ST. CLAIR having Ascertained and Canvassed the Votes of said COUNTY OF ST. CLAIR at the GENERAL Election, held on the 6th day of NOVEMBER, in the year Two Thousand EIGHTEEN.

Do Hereby Certify and Determine:

Algonac Community Schools

That	<u>Philip J. Clark</u>	having received a sufficient number of votes is elected	<u>Board Member.</u>
That	<u>Janice T. Pasko</u>	having received a sufficient number of votes is elected	<u>Board Member.</u>
That	<u>Raymond P. Privaloff</u>	having received a sufficient number of votes is elected	<u>Board Member.</u>

In Witness Whereof, We have hereunto set our hands and affixed the Seal of the County of St. Clair, this 6th day of November, in the year Two Thousand Eighteen.

Grover J. Williams Chairperson
Rachel Anderson
Kevin P. Steen

Board of
Canvassers

SEAL

ATTEST:

Angie Waters, Deputy
 Jay M. DeBoer
 Clerk of Board of Canvassers

See above
 Chairperson of Board of Canvassers

CANVASS OF VOTES CAST

AT THE ELECTION

HELD ON
November 6, 2018
(DATE OF ELECTION)

OF THE

Capac School Board
LEGAL NAME OF CITY, TOWNSHIP, VILLAGE OR SCHOOL DISTRICT

AND CANVASSED BY THE BOARD OF CANVASSERS

OF ST. CLAIR COUNTY, MICHIGAN
(NAME OF COUNTY, CITY, TOWNSHIP OR VILLAGE)

OFFICE: School Board Members - St. Clair County

No. of Votes

The total number of votes cast for CAPAC Community Schools (6-Year Term, 2 Positions)
was Four Thousand Four Hundred Forty Two votes. 4442
and they were given for the following named persons:

NP	John Antilla	received	<u>One Thousand Two Hundred Thirteen</u>	votes.	1213
NP	James D. Crane	received	<u>One Thousand Four Hundred Nineteen</u>	votes.	1419
NP	Marie Killingbeck	received	<u>One Thousand Eight Hundred Ten</u>	votes.	1810

OFFICIAL COUNTY VOTE TOTALS

General Election
Tuesday, November 6, 2018

Election:		November 2018			
Contest:		Capac Schools Board Member (Elect 2)			
Options	John Antilla	James D. Crane	Marie Killingbeck	Municipality Totals	
Berlin Township Precinct 1	215	201	235	651	
Brockway Township Precinct 1	2	4	2	8	
Emmett Township Precinct 1	195	209	316	720	
Lynn Township Precinct 1	78	84	107	269	
Mussey Township Precinct 1	537	728	882	2147	
Riley Township Precinct 1	174	181	259	614	
Imlay Township (Lapeer Co)	12	12	9	33	
Option Totals:	1213	1419	1810	4442	

STATE OF MICHIGAN)

) ss.

COUNTY OF ST. CLAIR)

The Board of Canvassers of the COUNTY OF ST. CLAIR having Ascertained and Canvassed the Votes of said COUNTY OF ST. CLAIR at the GENERAL Election, held on the 6th day of NOVEMBER, in the year Two Thousand EIGHTEEN.

Do Hereby Certify and Determine:

Capac Community Schools

That	<u>James D. Crane</u>	having received a sufficient number of votes is elected	<u>Board Member.</u>
That	<u>Marie Killingbeck</u>	having received a sufficient number of votes is elected	<u>Board Member.</u>

In Witness Whereof, We have hereunto set our hands and affixed the Seal of the County of St. Clair, this 13th day of November, in the year Two Thousand Eighteen.

Gregory J. Williams Chairperson
Rachael Dickerson
Kirk P. Shea

Board of
Canvassers

SEAL

ATTEST:
Angie Waters, Deputy
 Jay M. DeBoyer
 Clerk of Board of Canvassers

See above
 Chairperson of Board of Canvassers

CANVASS OF VOTES CAST

AT THE ELECTION

HELD ON

NOVEMBER 6, 2018

CAPAC COMMUNITY SCHOOLS

AND CANVASSED BY THE BOARD OF CANVASSERS

OF THE COUNTY OF LAPEER,

LAPEER COUNTY, MICHIGAN

**STATEMENT OF VOTES
CAPAC COMMUNITY SCHOOLS
NOVEMBER 6, 2018**

The whole number of votes given for the office of **Board Member** for a six year term ending December 31, 2024

was **THIRTY-THREE** **33**

and they were given for the following named persons:

JOHN ANTILLA receiving **TWELVE** **12**

JAMES D. CRANE receiving **TWELVE** **12**

MARIE KILLINGBECK receiving **NINE** **9**

TOTAL VOTES: **33**

STATE OF MICHIGAN
COUNTY OF LAPEER

CERTIFICATE OF DETERMINATION
CAPAC COMMUNITY SCHOOLS
NOVEMBER 6, 2018

We Do Hereby Certify, that the foregoing is a correct statement of the votes given in Lapeer County for the office of **Board Member**, at the Election held on Tuesday, November 6, 2018.

IN WITNESS WHEREOF, We have hereunto set our hands and affixed the Seal of the Circuit Court for the County of Lapeer, this 16th day of November, in the year two thousand and eighteen.

Terese M. Connolly

Shirley R. Alverson

BOARD OF

Bole C. Crooks

CANVASSERS

Harry D. Baker

Attest:

Theresa D. Gence
Clerk of the Board of Canvassers

Terese M. Connolly
Chairman of Board of Canvassers

**CAPAC COMMUNITY SCHOOLS
STATEMENT OF VOTES
NOVEMBER 6, 2018**

CANDIDATE OR PROPOSAL	Imlay Township	TOTALS
Board Member (02) Expiring 12-31-2024		
John Antilla	12	12
James D. Crane	12	12
Marie Killingbeck	9	9
Totals	33	33

CANVASS OF VOTES CAST

AT THE ELECTION

HELD ON
November 6, 2018
(DATE OF ELECTION)

OF THE

East China School Board
LEGAL NAME OF CITY, TOWNSHIP, VILLAGE OR SCHOOL DISTRICT

AND CANVASSED BY THE BOARD OF CANVASSERS

OF ST. CLAIR COUNTY, MICHIGAN
(NAME OF COUNTY, CITY, TOWNSHIP OR VILLAGE)

OFFICE: School Board Members - St. Clair County

No. of Votes

The total number of votes cast for **EAST CHINA Schools (6-Year Term, 3 Positions)**

was Twenty Two Thousand Nine Hundred Ninety Six votes. 22996

and they were given for the following named persons:

NP	Karen Cedar	received	<u>Six Thousand Three Hundred Ninety Five</u>	votes.	6395
NP	Larry Finazzo	received	<u>Three Thousand Seven Hundred Forty</u>	votes.	3740
NP	Jeanne K. Frank	received	<u>Six Thousand Seven Hundred Forty Five</u>	votes.	6745
NP	Amy Murphy	received	<u>Six Thousand One Hundred Sixteen</u>	votes.	6116

OFFICIAL COUNTY VOTE TOTALS

General Election
Tuesday, November 6, 2018

Election:		November 2018				
Contest:		East China Schools Board Member (Elect 3)				
Options	Karen Cedar	Larry Finazzo	Jeanne K. Frank	Amy Murphy	Municipality Totals	
Casco Township Precinct 1	140	99	171	145	555	
Casco Township Precinct 2	123	83	111	122	439	
China Township Precinct 1	472	245	434	392	1543	
China Township Precinct 2	278	211	360	338	1187	
Columbus Township Precinct 1	126	75	82	101	384	
Columbus Township Precinct 3	152	110	132	150	544	
Cottrellville Township Precinct 1	585	387	874	664	2510	
East China Township Precinct 1	278	139	333	287	1037	
East China Township Precinct 1 AV	117	74	164	122	477	
East China Township Precinct 2	294	145	279	243	961	
East China Township Precinct 2 AV	227	124	216	191	758	
Ira Township Precinct 1	50	58	82	75	265	
Ira Township Precinct 1 AV	17	19	30	22	88	
Marine City Precinct 1	324	191	492	392	1399	
Marine City Precinct 2	369	249	471	445	1534	
St. Clair City Precinct 1	359	205	289	286	1139	
St. Clair City Precinct 1 AV	130	83	144	116	473	
St. Clair City Precinct 2	401	209	356	334	1300	
St. Clair City Precinct 2 AV	120	67	125	97	409	
St. Clair City Precinct 3	295	152	317	306	1070	
St. Clair City Precinct 3 AV	107	61	125	99	392	
St. Clair Township Precinct 1	505	232	395	428	1560	
St. Clair Township Precinct 1 AV	297	195	263	282	1037	
St. Clair Township Precinct 2	435	220	314	316	1285	
St. Clair Township Precinct 2 AV	194	107	186	163	650	
Option Totals:	6395	3740	6745	6116	22996	

STATE OF MICHIGAN)

) ss.

COUNTY OF ST. CLAIR)

The Board of Canvassers of the COUNTY OF ST. CLAIR having Ascertained and Canvassed the Votes of said COUNTY OF ST. CLAIR at the GENERAL Election, held on the 6th day of NOVEMBER, in the year Two Thousand EIGHTEEN.

Do Hereby Certify and Determine:

East China Schools

That	<u>Karen Cedar</u>	having received a sufficient number of votes is elected	<u>Board Member.</u>
That	<u>Jeanne K. Frank</u>	having received a sufficient number of votes is elected	<u>Board Member.</u>
That	<u>Amy Murphy</u>	having received a sufficient number of votes is elected	<u>Board Member.</u>

In Witness Whereof, We have hereunto set our hands and affixed the Seal of the County of St. Clair, this 13th day of November, in the year Two Thousand Eighteen.

George J. Williams
Chairperson

Rachael Dickson
Board of Canvassers

Keith P. Steen

SEAL

ATTEST:

Angie Waters, Deputy
Jay M. DeBoyer

Clerk of Board of Canvassers

See above
Chairperson of Board of Canvassers

CANVASS OF VOTES CAST

AT THE ELECTION

HELD ON
November 6, 2018
(DATE OF ELECTION)

OF THE

Marysville School Board
LEGAL NAME OF CITY, TOWNSHIP, VILLAGE OR SCHOOL DISTRICT

AND CANVASSED BY THE BOARD OF CANVASSERS

OF ST. CLAIR COUNTY, MICHIGAN
(NAME OF COUNTY, CITY, TOWNSHIP OR VILLAGE)

OFFICE: School Board Members - St. Clair County

No. of Votes

The total number of votes cast for **MARYSVILLE Public Schools (4-Year Term, 4 Positions)**

was Fifteen Thousand Six Hundred Twenty One votes. 15621

and they were given for the following named persons:

NP	Barry Kreiner	received	<u>Two Thousand One Hundred Forty Seven</u>	votes.	2147
NP	Bill Kryscynski	received	<u>One Thousand Six Hundred Eighty</u>	votes.	1680
NP	Michelle Kut	received	<u>Two Thousand Six Hundred Thirty Seven</u>	votes.	2637
NP	Ben Lasher	received	<u>Two Thousand Three Hundred Seventy One</u>	votes.	2371
NP	Kevin D. Palmateer	received	<u>Two Thousand Five Hundred Six</u>	votes.	2506
NP	Mike Rutallie	received	<u>One Thousand Seven Hundred Eighty Eight</u>	votes.	1788
NP	David Schmorow	received	<u>Two Thousand Four Hundred Ninety Two</u>	votes.	2492

OFFICIAL COUNTY VOTE TOTALS

General Election
Tuesday, November 6, 2018

Election:		November 2018							
Contest:		Marysville Schools Board Member (Elect 4)							
Options	Barry Kreiner	Bill Kryscynski	Michelle Kut	Ben Lasher	Kevin D. Palmateer	Mike Rutallie	David Schmorrow	Municipality Totals	
Columbus Township Precinct 1	19	15	16	19	19	7	19	114	
Kimball Township Precinct 3	200	240	281	349	288	169	230	1757	
Kimball Township Precinct 4	11	10	32	22	24	12	20	131	
Marysville City Precinct 1	318	254	400	401	369	293	352	2387	
Marysville City Precinct 1 AV	132	68	130	115	157	73	166	841	
Marysville City Precinct 2	225	156	272	224	305	192	255	1629	
Marysville City Precinct 2 AV	148	91	150	135	208	91	181	1004	
Marysville City Precinct 3	231	198	358	261	284	301	306	1939	
Marysville City Precinct 3 AV	106	67	143	102	135	94	135	782	
Marysville City Precinct 4	333	217	364	303	254	268	354	2093	
Marysville City Precinct 4 AV	191	108	200	146	202	130	230	1207	
St. Clair Township Precinct 1	80	58	98	75	87	42	72	512	
St. Clair Township Precinct 1 AV	22	29	36	33	35	22	40	217	
St. Clair Township Precinct 2	86	125	101	121	85	68	90	676	
St. Clair Township Precinct 2 AV	36	33	46	51	41	21	37	265	
Wales Township Precinct 1	9	11	10	14	13	5	5	67	
Option Totals:	2147	1680	2637	2371	2506	1788	2492	15621	

STATE OF MICHIGAN)

) ss.

COUNTY OF ST. CLAIR)

The Board of Canvassers of the COUNTY OF ST. CLAIR having Ascertained and Canvassed the Votes of said COUNTY OF ST. CLAIR at the GENERAL Election, held on the 6th day of NOVEMBER, in the year Two Thousand EIGHTEEN.

Do Hereby Certify and Determine:

Marysville Public Schools

- That Michelle Kut having received a sufficient number of votes is elected Board Member.
- That Ben Lasher having received a sufficient number of votes is elected Board Member.
- That Kevin D. Palmateer having received a sufficient number of votes is elected Board Member.
- That David Schmorrow having received a sufficient number of votes is elected Board Member.

In Witness Whereof, We have hereunto set our hands and affixed the Seal of the County of St. Clair, this 6th day of November, in the year Two Thousand Eighteen.

George J. Williams Chairperson
Richard Dickson
Krista P. [Signature]

Board of
Canvassers

SEAL

ATTEST:

Angie Waters, Deputy

Jay M. DeBoyer
Clerk of Board of Canvassers

See above
Chairperson of Board of Canvassers

CANVASS OF VOTES CAST

AT THE ELECTION

HELD ON
November 6, 2018
(DATE OF ELECTION)

OF THE

Memphis School Board

LEGAL NAME OF CITY, TOWNSHIP, VILLAGE OR SCHOOL DISTRICT

AND CANVASSED BY THE BOARD OF CANVASSERS

OF **ST. CLAIR** COUNTY, MICHIGAN
(NAME OF COUNTY, CITY, TOWNSHIP OR VILLAGE)

OFFICE: School Board Members - St. Clair County

No. of Votes

The total number of votes cast for **MEMPHIS Community Schools (6-Year Term, 2 Positions)**

was One Thousand Eight Hundred Seven votes. 1807

and they were given for the following named persons:

NP David Rhein received One Thousand Eight Hundred Seven votes. 1807

The total number of votes cast for **MEMPHIS Community Schools (Partial Term Ending 12/31/2020, 1 Position)**

was One Thousand Nine Hundred Eighty Eight votes. 1988

and they were given for the following named persons:

NP Martin Cook received One Thousand Sixty Eight votes. 1068

NP Audrey O'Connor received Nine Hundred Twenty votes. 920

OFFICIAL COUNTY VOTE TOTALS

General Election
Tuesday, November 6, 2018

Election:		November 2018	
Contest:		Memphis Schools Board Member (Elect 2)	
Options	David Rhein	Municipality Totals	
Columbus Township Precinct 1	43	43	
Kenockee Township Precinct 1	10	10	
Kimball Township Precinct 4	0	0	
Memphis City Precinct 2 (St. Clair Co)	119	119	
Riley Township Precinct 1	509	509	
Wales Township Precinct 1	668	668	
Memphis City Precinct 1 (Macomb Co)	229	229	
Richmond Township (Macomb Co)	229	229	
Option Totals:	1807	1807	

OFFICIAL COUNTY VOTE TOTALS

General Election
Tuesday, November 6, 2018

Election:		November 2018		
Contest:		Memphis Schools Board Member; Partial Term; 12/31/2020		
Options	Martin Cook	Audrey O'Connor	Municipality Totals	
Columbus Township Precinct 1	17	22	39	
Kenockee Township Precinct 1	2	7	9	
Kimball Township Precinct 4	0	0	0	
Memphis City Precinct 2 (St. Clair Co)	92	40	132	
Riley Township Precinct 1	293	281	574	
Wales Township Precinct 1	387	373	760	
Memphis City Precinct 1 (Macomb Co)	167	84	251	
Richmond Township (Macomb Co)	110	113	223	
Option Totals:	1068	920	1988	

STATE OF MICHIGAN)

) ss.

COUNTY OF ST. CLAIR)

The Board of Canvassers of the COUNTY OF ST. CLAIR having Ascertained and Canvassed the Votes of said COUNTY OF ST. CLAIR at the GENERAL Election, held on the 6th day of NOVEMBER, in the year Two Thousand EIGHTEEN.

Do Hereby Certify and Determine:

Memphis Community Schools

That	<u>David Rhein</u>	having received a sufficient number of votes is elected	<u>Board Member.</u>
That	<u>Martin Cook</u>	having received a sufficient number of votes is elected	<u>Board Member.</u>

In Witness Whereof, We have hereunto set our hands and affixed the Seal of the County of St. Clair, this 13th day of November, in the year Two Thousand Eighteen.

George J. Williams
Chairperson

Rodney Deckers

Keith P. Shea

Board of
Canvassers

SEAL

ATTEST:

Angie Waters, Deputy
Jay M. DeBoyer
Clerk of Board of Canvassers

See above
Chairperson of Board of Canvassers

CANVASS OF VOTES CAST

AT THE GENERAL ELECTION
HELD ON NOVEMBER 6, 2018

Memphis Community Schools
MACOMB COUNTY, MICHIGAN

CANVASSED BY:

THE BOARD OF CANVASSERS
OF MACOMB COUNTY, MICHIGAN

STATEMENT OF VOTES

Memphis Community Schools

The whole number of votes given for the office of Board Member for two 6-year terms was Four Hundred Thirty and they were given for the following named persons:				PUT FIGURES IN THIS COLUMN			
1)	David Rhein	received	Four Hundred Thirty	votes	4	3	0
2)		received		votes			
3)		received		votes			
4)		received		votes			
5)		received		votes			
6)		received		votes			
TOTAL					4	3	0
The whole number of votes given for the office of Board Member for one partial term ending 12/31/2020 was Four Hundred Seventy Four and they were given for the following named persons:							
1)	Martin Cook	received	Two Hundred Seventy Seven	votes	2	7	7
2)	Audrey O'Connor	received	One Hundred Ninety Seven	votes	1	9	7
3)		received		votes			
4)		received		votes			
5)		received		votes			
6)		received		votes			
TOTAL					4	7	4
The whole number of votes given for the office of _____ for _____ was _____ and they were given for the following named persons:							
1)		received		votes			
2)		received		votes			
3)		received		votes			
4)		received		votes			
5)		received		votes			
6)		received		votes			
TOTAL							
The whole number of votes given for the office of _____ for _____ was _____ and they were given for the following named persons:							
1)		received		votes			
2)		received		votes			
3)		received		votes			
4)		received		votes			
5)		received		votes			
6)		received		votes			
TOTAL							



Election Results

Board Member - Memphis Community Schools Two 6-year terms

Official results, updated November 7, 9:26 AM

[Race List](#) | [Race Summary](#) | [Race Details](#) | [Race Details \(Printer Friendly\)](#)

	POLL BOOK TOTALS	David Rhein		TOTAL
		AV	Elec Day	
MEMPHIS				
01	308	N/A	229	229
	308	N/A	229	229
	POLL BOOK TOTALS	David Rhein		TOTAL
		AV	Elec Day	
RICHMOND TOWNSHIP				
02	947	N/A	201	201
	947	N/A	201	201
TOTALS				
	1,255	0	430	430

☐ Yellow in the TOTALS column means precinct hasn't reported
N/A indicates AV (Absentee) results are included in Elec Day results



Election Results

Board Member - Memphis Community Schools One partial term ending 12/31/2020

Official results, updated November 7, 9:26 AM

[Race List](#) | [Race Summary](#) | [Race Details](#) | [Race Details \(Printer Friendly\)](#)

	POLL BOOK TOTALS	Audrey O'Connor			Martin Cook		
		AV	Elec Day	TOTAL	AV	Elec Day	TOTAL
MEMPHIS							
01	308	N/A	84	84	N/A	167	167
	308	N/A	84	84	N/A	167	167
	POLL BOOK TOTALS	Audrey O'Connor			Martin Cook		
		AV	Elec Day	TOTAL	AV	Elec Day	TOTAL
RICHMOND TOWNSHIP							
02	947	N/A	113	113	N/A	110	110
	947	N/A	113	113	N/A	110	110
TOTALS							
	1,255	0	197	197	0	277	277

□ Yellow in the TOTALS column means precinct hasn't reported
N/A indicates AV (Absentee) results are included in Elec Day results

CERTIFICATE OF DETERMINATION
Memphis Community Schools

STATE OF MICHIGAN }
COUNTY OF MACOMB } ss.

We, the undersigned Board of Canvassers for the **COUNTY of MACOMB** from an examination of the Election Returns of **MEMPHIS COMMUNITY SCHOOLS** received by said Board of Canvassers, determine that at the **ELECTION** held on **NOVEMBER 6, 2018**, that the preceding Statement of Votes reflects the ballots cast in Macomb County.

In witness whereof, we have hereunto set our hands and affixed the Seal of the **COUNTY of MACOMB** this **14th day of November, 2018**

Attest:



Sarah Storall

Barbara Van Dyckel

Michele DeBeusaert

James D. New
_____ } **Board
of
Canvassers**

Kelly Smith

CLERK OF BOARD OF CANVASSERS

Sarah Storall

CHAIRMAN OF THE BOARD OF CANVASSERS

CANVASS OF VOTES CAST

AT THE ELECTION

HELD ON
November 6, 2018
(DATE OF ELECTION)

OF THE

Port Huron School Board

LEGAL NAME OF CITY, TOWNSHIP, VILLAGE OR SCHOOL DISTRICT

AND CANVASSED BY THE BOARD OF CANVASSERS

OF ST. CLAIR COUNTY, MICHIGAN
(NAME OF COUNTY, CITY, TOWNSHIP OR VILLAGE)

OFFICE: School Board Members - St. Clair County

No. of Votes

The total number of votes cast for **PORT HURON AREA School District (6-Year Term, 2 Positions)**

was Thirty Five Thousand Two Hundred Sixty Two votes. 35262

and they were given for the following named persons:

NP	Joe Bixler	received	<u>Nine Thousand Five Hundred Sixteen</u>	votes.	9516
NP	Laurie L. Oldford	received	<u>Ten Thousand Seven Hundred Twenty</u>	votes.	10720
NP	Ronda J. Ryan	received	<u>Seven Thousand Eight Hundred Fifty Two</u>	votes.	7852
NP	Jeffrey A. Stout	received	<u>Seven Thousand One Hundred Seventy Four</u>	votes.	7174

OFFICIAL COUNTY VOTE TOTALS

General Election

Tuesday, November 6, 2018

Election:		November 2018				
Contest:		Port Huron Schools Board Member (Elect 2)				
Options	Joe Bixler	Laurie L. Oldford	Ronda J. Ryan	Jeffrey A. Stout	Municipality Totals	
Burtchville Township Precinct 1	216	294	156	149	815	
Burtchville Township Precinct 2	80	110	79	66	335	
Burtchville Township Precinct 3	217	247	198	162	824	
Clyde Township Precinct 1	592	688	382	499	2161	
Clyde Township Precinct 2	235	185	167	139	726	
Fort Gratiot Township Precinct 1	233	450	348	239	1270	
Fort Gratiot Township Precinct 2	390	519	412	354	1675	
Fort Gratiot Township Precinct 3	345	427	306	325	1403	
Fort Gratiot Township Precinct 4	633	775	433	443	2284	
Fort Gratiot Township Precinct 5	133	203	175	117	628	
Grant Township Precinct 1	135	143	134	126	538	
Kenockee Township Precinct 1	0	0	0	0	0	
Kimball Township Precinct 1	404	349	274	231	1258	
Kimball Township Precinct 2	289	348	271	226	1134	
Kimball Township Precinct 3	104	89	113	97	403	
Kimball Township Precinct 4	259	261	163	257	940	
Port Huron City Precinct 1	273	382	262	210	1127	
Port Huron City Precinct 1 AV	126	199	149	106	580	
Port Huron City Precinct 2	312	429	293	243	1277	
Port Huron City Precinct 2 AV	88	158	76	64	386	
Port Huron City Precinct 3	336	390	323	265	1314	
Port Huron City Precinct 3 AV	84	115	90	80	369	
Port Huron City Precinct 4	289	272	197	236	994	
Port Huron City Precinct 4 AV	53	91	60	63	267	
Port Huron City Precinct 5	249	212	176	147	784	
Port Huron City Precinct 5 AV	49	76	57	31	213	
Port Huron City Precinct 6	284	315	233	198	1030	
Port Huron City Precinct 6 AV	40	57	42	31	170	
Port Huron City Precinct 7	197	195	221	129	742	
Port Huron City Precinct 7 AV	27	44	28	18	117	
Port Huron City Precinct 8	377	336	252	274	1239	
Port Huron City Precinct 8 AV	61	68	34	52	215	
Port Huron City Precinct 9	375	319	208	236	1138	
Port Huron City Precinct 9 AV	57	74	48	40	219	
Port Huron City Precinct 10	316	241	212	147	916	
Port Huron City Precinct 10 AV	40	45	36	35	156	
Port Huron Township Precinct 1	263	215	224	176	878	
Port Huron Township Precinct 1 AV	109	145	116	99	469	
Port Huron Township Precinct 2	291	291	146	220	948	
Port Huron Township Precinct 2 AV	103	138	72	80	393	
Port Huron Township Precinct 3	290	223	138	133	784	

OFFICIAL COUNTY VOTE TOTALS

General Election

Tuesday, November 6, 2018

Election:		November 2018				
Contest:		Port Huron Schools Board Member (Elect 2)				
Options	Joe Bixler	Laurie L. Oldford	Ronda J. Ryan	Jeffrey A. Stout	Municipality Totals	
Port Huron Township Precinct 3 AV	93	134	90	61	378	
Port Huron Township Precinct 4	111	118	87	74	390	
Port Huron Township Precinct 4 AV	23	36	44	32	135	
Port Huron Township Precinct 5	208	152	199	148	707	
Port Huron Township Precinct 5 AV	50	76	59	47	232	
Wales Township Precinct 1	77	86	69	69	301	
Option Totals:	9516	10720	7852	7174	35262	

CERTIFICATE OF DETERMINATION

STATE OF MICHIGAN)

) ss.

COUNTY OF ST. CLAIR)

The Board of Canvassers of the COUNTY OF ST. CLAIR having Ascertained and Canvassed the Votes of said COUNTY OF ST. CLAIR at the GENERAL Election, held on the 6th day of NOVEMBER, in the year Two Thousand EIGHTEEN.

Do Hereby Certify and Determine:

Port Huron Area School District

That	<u>Joe Bixler</u>	having received a sufficient number of votes is elected	<u>Board Member.</u>
That	<u>Laurie L. Oldford</u>	having received a sufficient number of votes is elected	<u>Board Member.</u>

In Witness Whereof, We have hereunto set our hands and affixed the Seal of the County of St. Clair, this 13th day of November, in the year Two Thousand Eighteen.

James J. Williams Chairperson
Rachael Dickson
Keith P. Slier

**Board of
Canvassers**

SEAL

ATTEST:

Angie Waters Deputy
 Jay M. DeBoyer
 Clerk of Board of Canvassers

See above
 Chairperson of Board of Canvassers

CANVASS OF VOTES CAST

AT THE ELECTION

HELD ON
November 6, 2018
(DATE OF ELECTION)

OF THE

Yale School Board
LEGAL NAME OF CITY, TOWNSHIP, VILLAGE OR SCHOOL DISTRICT

AND CANVASSED BY THE BOARD OF CANVASSERS

OF ST. CLAIR COUNTY, MICHIGAN
(NAME OF COUNTY, CITY, TOWNSHIP OR VILLAGE)

OFFICE: School Board Members - St. Clair County

No. of Votes

The total number of votes cast for YALE Public Schools (4-Year Term, 3 Positions)
was Eight Thousand Two Hundred Seventy Nine votes. 8279

and they were given for the following named persons:

NP	Ron Charney	received	<u>Two Thousand One Hundred Eighty Three</u>	votes.	2183
NP	Dena G. French	received	<u>Two Thousand Five Hundred Ninety Eight</u>	votes.	2598
NP	Ruthann Reinelt	received	<u>One Thousand Seven Hundred Sixty Seven</u>	votes.	1767
NP	Hope Zick-Powell	received	<u>One Thousand Seven Hundred Thirty One</u>	votes.	1731

End of listing

OFFICIAL COUNTY VOTE TOTALS

General Election
Tuesday, November 6, 2018

Election:		November 2018				
Contest:		Yale Schools Board Member (Elect 3)				
Options	Ron Charney	Dena G. French	Ruthann Reinelt	Hope Zick-Powell	Municipality Totals	
Brockway Township Precinct 1	435	515	328	274	1552	
Clyde Township Precinct 2	150	170	121	118	559	
Emmett Township Precinct 1	220	257	218	222	917	
Grant Township Precinct 1	77	88	53	62	280	
Greenwood Township Precinct 1	322	377	218	240	1157	
Kenockee Township Precinct 1	446	534	380	403	1763	
Lynn Township Precinct 1	93	114	76	70	353	
Riley Township Precinct 1	0	0	0	0	0	
Wales Township Precinct 1	72	81	57	57	267	
Yale City Precinct 1	336	425	296	265	1322	
Fremont Township (Sanilac Co)	2	2	1	0	5	
Speaker Township (Sanilac Co)	30	35	19	20	104	
Option Totals:	2183	2598	1767	1731	8279	

STATE OF MICHIGAN)

) ss.

COUNTY OF ST. CLAIR)

The Board of Canvassers of the COUNTY OF ST. CLAIR having Ascertained and Canvassed the Votes of said COUNTY OF ST. CLAIR at the GENERAL Election, held on the 6th day of NOVEMBER, in the year Two Thousand EIGHTEEN.

Do Hereby Certify and Determine:

Yale Public Schools

- That Ron Charney having received a sufficient number of votes is elected Board Member.
- That Dena G. French having received a sufficient number of votes is elected Board Member.
- That Ruthann Reinelt having received a sufficient number of votes is elected Board Member.

In Witness Whereof, We have hereunto set our hands and affixed the Seal of the County of St. Clair, this 6th day of November, in the year Two Thousand Eighteen.

Gary J. Williams Chairperson
Rachel Dickson
Keith P. Shea

Board of
Canvassers

SEAL

ATTEST:
Angie Waters Deputy
 Jay M. DeBoyer
 Clerk of Board of Canvassers

See above
 Chairperson of Board of Canvassers

CANVASS OF VOTES CAST

AT THE ELECTION

HELD ON
November 6, 2018
(DATE OF ELECTION)

OF THE

St. Clair County Community College
LEGAL NAME OF CITY, TOWNSHIP, VILLAGE OR SCHOOL DISTRICT

AND CANVASSED BY THE BOARD OF CANVASSERS

OF ST. CLAIR COUNTY, MICHIGAN
(NAME OF COUNTY, CITY, TOWNSHIP OR VILLAGE)

OFFICE: St. Clair County Community College

No. of Votes

The total number of votes cast for **SC4 Board of Trustee Members (6-Year Term, 2 Positions)**
was Seventy Seven Thousand Eight Hundred Seventeen votes. 77817

and they were given for the following named persons:

NP	Amy Holmes	received	<u>Nineteen Thousand Seven Hundred Eighteen</u>	votes.	19718
NP	Geof Kusch	received	<u>Eight Thousand Seven Hundred Six</u>	votes.	8706
NP	Bassam H. Nasr	received	<u>Twelve Thousand Three Hundred Eighteen</u>	votes.	12318
NP	John H. Ogden	received	<u>Seventeen Thousand Eight Hundred Ninety Two</u>	votes.	17892
NP	Marcia Robbins	received	<u>Nineteen Thousand One Hundred Eighty Three</u>	votes.	19183

End of listing

OFFICIAL COUNTY VOTE TOTALS

General Election
Tuesday, November 6, 2018

Election:	November 2018					
Contest:	St. Clair County Community College Board of Trustees Member					
Options	Amy Holmes	Geof Kusch	Bassam H. Nasr	John H. Ogden	Marcia Robbins	Municipality Totals
Algonac City Precinct 1	328	122	67	173	185	875
Algonac City Precinct 2	298	215	99	191	286	1089
Berlin Township Precinct 1	157	47	78	185	147	614
Brockway Township Precinct 1	249	79	93	333	298	1052
Burtchville Township Precinct 1	148	86	134	213	227	808
Burtchville Township Precinct 2	88	36	67	63	84	338
Burtchville Township Precinct 3	172	117	159	180	190	818
Casco Township Precinct 1	98	34	36	95	88	351
Casco Township Precinct 2	86	30	26	94	89	325
China Township Precinct 1	286	112	119	214	308	1039
China Township Precinct 2	276	119	78	152	161	786
Clay Township Precinct 1	251	212	98	181	201	943
Clay Township Precinct 1 AV	122	89	27	97	121	456
Clay Township Precinct 3	185	71	87	161	159	663
Clay Township Precinct 3 AV	165	51	36	133	154	539
Clay Township Precinct 4	130	55	32	142	128	487
Clay Township Precinct 4 AV	81	31	14	99	80	305
Clay Township Precinct 5	315	96	83	204	314	1012
Clay Township Precinct 5 AV	153	52	17	90	137	449
Clyde Township Precinct 1	519	237	406	466	434	2062
Clyde Township Precinct 2	245	177	181	241	263	1107
Columbus Township Precinct 1	104	37	62	104	105	412
Columbus Township Precinct 3	116	34	40	104	120	414
Cottrellville Township Precinct 1	559	168	152	344	522	1745
East China Township Precinct 1	250	94	87	129	144	704
East China Township Precinct 1 AV	89	35	42	66	69	301
East China Township Precinct 2	171	107	122	129	161	690
East China Township Precinct 2 AV	104	82	55	111	130	482
Emmett Township Precinct 1	335	112	164	355	311	1277
Fort Gratiot Township Precinct 1	211	141	285	367	294	1298
Fort Gratiot Township Precinct 2	348	151	326	365	419	1609
Fort Gratiot Township Precinct 3	357	163	304	301	289	1414
Fort Gratiot Township Precinct 4	383	329	481	487	480	2160
Fort Gratiot Township Precinct 5	115	50	157	147	143	612
Grant Township Precinct 1	162	67	119	213	173	734
Greenwood Township Precinct 1	212	74	90	165	227	768
Ira Township Precinct 1	78	26	13	35	34	186
Ira Township Precinct 1 AV	16	9	3	12	22	62
Ira Township Precinct 2	183	153	66	142	164	708
Ira Township Precinct 2 AV	80	48	26	55	78	287
Kenockee Township Precinct 1	295	105	189	339	326	1254

OFFICIAL COUNTY VOTE TOTALS

General Election
Tuesday, November 6, 2018

Election:		November 2018					
Contest:		St. Clair County Community College Board of Trustees Member					
Options	Amy Holmes	Geof Kusch	Bassam H. Nasr	John H. Ogden	Marcia Robbins	Municipality Totals	
Kimball Township Precinct 1	283	87	169	357	332	1228	
Kimball Township Precinct 2	285	107	162	221	329	1104	
Kimball Township Precinct 3	440	169	197	262	288	1356	
Kimball Township Precinct 4	240	163	140	218	241	1002	
Lynn Township Precinct 1	125	36	58	127	119	465	
Marine City Precinct 1	239	92	129	234	242	936	
Marine City Precinct 2	316	104	105	195	292	1012	
Marysville City Precinct 1	388	142	198	230	236	1194	
Marysville City Precinct 1 AV	92	35	77	86	93	383	
Marysville City Precinct 2	160	122	190	184	194	850	
Marysville City Precinct 2 AV	108	49	88	132	125	502	
Marysville City Precinct 3	189	107	226	235	206	963	
Marysville City Precinct 3 AV	68	35	75	112	77	367	
Marysville City Precinct 4	222	88	175	285	257	1027	
Marysville City Precinct 4 AV	131	40	100	171	174	616	
Memphis City Precinct 2	67	18	14	40	43	182	
Mussey Township Precinct 1	578	184	140	459	556	1917	
Port Huron City Precinct 1	263	119	245	241	225	1093	
Port Huron City Precinct 1 AV	114	52	89	167	134	556	
Port Huron City Precinct 2	188	167	326	312	253	1246	
Port Huron City Precinct 2 AV	46	52	89	113	76	376	
Port Huron City Precinct 3	200	93	335	349	274	1251	
Port Huron City Precinct 3 AV	38	26	82	122	73	341	
Port Huron City Precinct 4	247	79	188	246	231	991	
Port Huron City Precinct 4 AV	29	33	59	90	59	270	
Port Huron City Precinct 5	215	69	181	158	204	827	
Port Huron City Precinct 5 AV	39	20	50	48	45	202	
Port Huron City Precinct 6	321	102	202	179	217	1021	
Port Huron City Precinct 6 AV	40	10	24	38	46	158	
Port Huron City Precinct 7	195	80	134	121	198	728	
Port Huron City Precinct 7 AV	27	6	22	26	30	111	
Port Huron City Precinct 8	291	95	281	272	297	1236	
Port Huron City Precinct 8 AV	37	7	43	52	43	182	
Port Huron City Precinct 9	261	81	221	265	294	1122	
Port Huron City Precinct 9 AV	42	13	28	59	56	198	
Port Huron City Precinct 10	253	67	159	152	276	907	
Port Huron City Precinct 10 AV	36	7	30	40	46	159	
Port Huron Township Precinct 1	212	104	197	175	174	862	
Port Huron Township Precinct 1 AV	82	57	53	126	96	414	
Port Huron Township Precinct 2	188	120	175	197	202	882	
Port Huron Township Precinct 2 AV	62	41	69	85	112	369	

OFFICIAL COUNTY VOTE TOTALS

General Election
Tuesday, November 6, 2018

Election:		November 2018					
Contest:		St. Clair County Community College Board of Trustees Member					
Options	Amy Holmes	Geof Kusch	Bassam H. Nasr	John H. Ogden	Marcia Robbins	Municipality Totals	
Port Huron Township Precinct 3	185	50	181	203	192	811	
Port Huron Township Precinct 3 AV	85	26	57	108	99	375	
Port Huron Township Precinct 4	106	17	82	106	92	403	
Port Huron Township Precinct 4 AV	34	10	15	38	41	138	
Port Huron Township Precinct 5	224	47	113	120	209	713	
Port Huron Township Precinct 5 AV	72	10	20	57	64	223	
Riley Township Precinct 1	550	204	100	268	299	1421	
St. Clair City Precinct 1	168	133	151	157	179	788	
St. Clair City Precinct 1 AV	63	37	53	58	73	284	
St. Clair City Precinct 2	219	61	170	209	199	858	
St. Clair City Precinct 2 AV	62	31	48	70	68	279	
St. Clair City Precinct 3	182	68	104	174	194	722	
St. Clair City Precinct 3 AV	66	13	37	63	74	253	
St. Clair Township Precinct 1	386	130	241	264	411	1432	
St. Clair Township Precinct 1 AV	183	83	129	216	218	829	
St. Clair Township Precinct 2	437	209	165	218	261	1290	
St. Clair Township Precinct 2 AV	162	79	68	122	122	553	
Wales Township Precinct 1	423	285	205	332	410	1655	
Yale City Precinct 1	203	65	124	229	226	847	
Imlay Township (Lapeer Co)	11	4	2	4	7	28	
Fremont Township (Sanilac Co)	0	1	1	0	1	3	
Speaker Township (Sanilac Co)	20	12	7	18	14	71	
Option Totals:	19718	8706	12318	17892	19183	77817	

STATE OF MICHIGAN)

) ss.

COUNTY OF ST. CLAIR)

The Board of Canvassers of the COUNTY OF ST. CLAIR having Ascertained and Canvassed the Votes of said COUNTY OF ST. CLAIR at the GENERAL Election, held on the 6th day of NOVEMBER, in the year Two Thousand EIGHTEEN.

Do Hereby Certify and Determine:

St. Clair County Community College

That	<u>Amy Holmes</u>	having received a sufficient number of votes is elected	<u>Trustee Member.</u>
That	<u>Marcia Robbins</u>	having received a sufficient number of votes is elected	<u>Trustee. Member</u>

In Witness Whereof, We have hereunto set our hands and affixed the Seal of the County of St. Clair, this 13th day of November, in the year Two Thousand Eighteen.

Graham J. Williams Chairperson
Rachel Dickerson
Keith P. Stum

**Board of
Canvassers**

SEAL

ATTEST:
Angie Waters, Deputy
 Jay M. DeBoyer
 Clerk of Board of Canvassers

See above
 Chairperson of Board of Canvassers

CANVASS OF VOTES CAST

AT THE ELECTION

HELD ON

NOVEMBER 6, 2018

ST. CLAIR COUNTY COMMUNITY COLLEGE

AND CANVASSED BY THE BOARD OF CANVASSERS

OF THE COUNTY OF LAPEER,

LAPEER COUNTY, MICHIGAN

**STATEMENT OF VOTES
ST. CLAIR COUNTY COMMUNITY COLLEGE
NOVEMBER 6, 2018**

The whole number of votes given for the office of **Board of Trustees Member** for a six year term ending December 31, 2024

was **TWENTY-EIGHT** **28**

and they were given for the following named persons:

AMY HOLMES receiving **ELEVEN** **11**

GEOF KUSCH receiving **FOUR** **4**

BASSAM H. NASR receiving **TWO** **2**

JOHN H. OGDEN receiving **FOUR** **4**

MARCIA ROBBINS receiving **SEVEN** **7**

TOTAL VOTES: **28**

**ST. CLAIR COUNTY COMMUNITY COLLEGE
STATEMENT OF VOTES
NOVEMBER 6, 2018**

CANDIDATE OR PROPOSAL	Imlay Twp	TOTALS
Board of Trustees Member (02)		
Expiring 12-31-2020		
Amy Holmes	11	11
Geof Kusch	4	4
Bassam H. Nasr	2	2
John H. Ogden	4	4
Marcia Robbins	7	7
Totals	28	28

STATE OF MICHIGAN
COUNTY OF LAPEER

CERTIFICATE OF DETERMINATION
ST. CLAIR COUNTY COMMUNITY COLLEGE
NOVEMBER 6, 2018

We Do Hereby Certify, that the foregoing is a correct statement of the votes given in Lapeer County for the office of **Board of Trustees Member**, at the Election held on Tuesday, November 6th, two thousand and eighteen.

IN WITNESS WHEREOF, We have hereunto set our hands and affixed the Seal of the Circuit Court for the County of Lapeer, this 15th day of November, in the year two thousand and eighteen.

Jeresa M. Connolly

BOARD OF

Sh. R. Adams

Gale C. Crooks

CANVASSERS

Hayden Adams

Attest:

[Signature]
Clerk of the Board of Canvassers

Jeresa M. Connolly
Chairman of Board of Canvassers



**CANVASS OF VOTES CAST
FOR SCHOOLS, LIBRARY & COLLEGE
DISTRICT OUTSIDE OF SANILAC
COUNTY**

AT THE GENERAL ELECTION

HELD ON

TUESDAY, NOVEMBER 6, 2018

SANILAC COUNTY, MICHIGAN

Canvassed By the Sanilac County Board of Canvassers

**Prepared by:
Denise McGuire
Sanilac County Clerk**

STATEMENT OF VOTES

SCHOOLS

CASS CITY COMMUNITY SCHOOLS

The whole number of votes given for the office of Board Member for a 4 year term was One Thousand Seventy Five and they were given for the following named persons:

Three (3) to be Elected

CANDIDATE FIRST	CANDIDATE LAST	NUMBER OF VOTES	# VOTES
Stacey	Bliss	Three Hundred Fifty	350
David P.	Osentoski	Four Hundred Five	405
Alice C.	Zaleski	Three Hundred Twenty	320
		TOTAL:	1075

HARBOR BEACH COMMUNITY SCHOOLS

The whole number of votes given for the office of Board Member for a 6 year term was Two Hundred Thirty Three and they were given for the following named persons:

Two (2) to be Elected

CANDIDATE FIRST	CANDIDATE LAST	NUMBER OF VOTES	# VOTES
Allan M.	Booth	One Hundred Eleven	111
Nancy J.	Krueger	One Hundred Twenty Two	122
		TOTAL:	233

UBLY COMMUNITY SCHOOLS

The whole number of votes given for the office of Board Member for a 4 year term was One Thousand Ninety Two and they were given for the following named persons:

Three (3) to be Elected

CANDIDATE FIRST	CANDIDATE LAST	NUMBER OF VOTES	# VOTES
Nancy A.	Elliott	Three Hundred Eighty Four	384
Bradley E.	Hagen	Three Hundred Thirty Seven	337
Jake	Maurer	Jake Maurer	371
		TOTAL:	1092

The whole number of votes given for the office of Board Member for a partial term, ending 12/31/2020 was Three Hundred Seventy Six and they were given for the following named persons:

One (1) to be Elected

CANDIDATE FIRST	CANDIDATE LAST	NUMBER OF VOTE	# VOTES
Joseph	Stacer	Three Hundred Seventy Six	376
		TOTAL:	376

YALE PUBLIC SCHOOLS

The whole number of votes given for the office of Board Member for a 4 year term was One Hundred Nine and they were given for the following named persons:

Three (3) to be Elected

CANDIDATE FIRST	CANDIDATE LAST	NUMBER OF VOTES	# VOTES
Ron	Charney	Thirty Two	32
Dena G.	French	Thirty Seven	37
Ruthann	Reinelt	Twenty	20
Hope	Zick-Powell	Twenty	20
		TOTAL:	109

DISTRICT LIBRARY

HARBOR BEACH DISTRICT LIBRARY

The whole number of votes given for the office of Library Board Member for a 4 year term was Four Hundred Ten and they were given for the following named persons:

Four (4) to be Elected

CANDIDATE FIRST	CANDIDATE LAST	NUMBER OF VOTES	# VOTES
Nancy A.	Bucholtz	One Hundred Eighteen	118
Patricia a.	Hagedorn	One Hundred Eight	108
Dustin	Miller	Ninety Two	92
Eric M.	Smith	Ninety Two	92
		TOTAL:	410

The whole number of votes given for the office of Library Board Member for a partial term, ending 12/31/2020 was One Hundred Thirty Five and they were given for the following named persons:

One (1) to be Elected

CANDIDATE FIRST	CANDIDATE LAST	NUMBER OF VOTES	# VOTES
Marilee	Schock	One Hundred Thirty Five	135
		TOTAL:	135

COMMUNITY COLLEGE

ST. CLAIR COUNTY COMMUNITY COLLEGE BOARD OF TRUSTEES

The whole number of votes given for the office of Trustee for a 6 year term was Seventy Four and they were given for the following named persons:

Two (2) to be Elected

CANDIDATE FIRST	CANDIDATE LAST	NUMBER OF VOTES	# VOTES
Amy	Holmes	Twenty	20
Geof	Kusch	Thirteen	13
Bassam H.	Nasr	Eight	8
John H.	Ogden	Eighteen	18
Maria	Robbins	Fifteen	15
		TOTAL:	74

WRITE-IN DECLARATION

The following Write-In Declaration of Intents were filed:

CERTIFICATE OF DETERMINATION

STATE OF MICHIGAN)

) ss

COUNTY OF SANILAC)

The Board of Canvassers of Sanilac County having Ascertained and Canvassed the Votes of the General Election held on Tuesday, November 6, 2018, do hereby certify and determine the above votes were awarded to the candidate as stated above.

In Witness Whereof, We have hereunto set our hands and affixed the Seal of the County of Sanilac on this 7th day of November in the year two thousand eighteen.

Carole Partlo

Carole Partlo, Chairperson

Kathleen See

Kathleen See, Vice Chairperson

Lynda Graves

Lynda Graves

Lorraine Reish

Lorraine Reish

Denise McGuire

Denise McGuire, County Clerk



**Canvass of Votes Cast
For SCHOOL DISTRICTS
Outside of St. Clair County
(Lapeer County)**

for the General Election
held on November 6, 2018

St. Clair County, Michigan

As determined by the
St. Clair County Board of Canvassers

201 McMorran Boulevard
Port Huron, Michigan 48060
(810) 985-2200

OFFICE: School Board Members - Lapeer County

No. of Votes

The total number of votes cast for **ALMONT Community Schools (6-Year Term, 2 Positions)**
was Six Hundred Five votes. 605

and they were given for the following named persons:

NP	John D. Miles	received	<u>Three Hundred Eleven</u>	votes.	311
NP	Dallas Walton	received	<u>Two Hundred Ninety Four</u>	votes.	294

End of listing

OFFICIAL COUNTY VOTE TOTALS

General Election
Tuesday, November 6, 2018

Election:	November 2018		
Contest:	Almont Schools Board Member (Elect 2)		
Options	John D. Miles	Dallas Walton	Municipality Totals
Berlin Township Precinct 1	311	294	605
Option Totals:	311	294	605

Ballot Proposals: Local Proposals (Cities, Townships, Schools)

No. of Votes

ALMONT COMMUNITY SCHOOLS: Operational Non-Homestead Millage

The total number of votes cast for and against the following proposal:

This proposal authorizes Almont Community Schools to continue to levy up to 18.00 mills for general school district operating purposes on non-homestead taxable property and an additional 1 mill to be used to protect against future Headlee rollbacks. No more than 18 mills will be levied pursuant to this proposal. This proposal will allow Almont Community Schools to receive State funding at the full per pupil allowance. The previously authorized 18 mill operational millage expired with the 2018 levy.

Shall the limitation on the amount of taxes which may be assessed against all property, except principal residences and other property exempted by law, located in the Almont Community Schools District, in Lapeer, St. Clair, Oakland and Macomb counties, Michigan, be increased to 19 mills of which a maximum of 18 mills (\$18.00 on each \$1,000 of taxable value) can be collected, for a period of eight years, 2019 through 2026, inclusive, to provide funds to support the operations of Almont Community Schools? If approved this millage would raise estimated revenues of \$935,710.00 the first year it is levied and collected?

was	<u>Five Hundred Twenty Four</u>	votes.	524
and they were given as follows:			
YES received	<u>Two Hundred Eighty One</u>	votes.	281
NO received	<u>Two Hundred Forty Three</u>	votes.	243

ALMONT COMMUNITY SCHOOLS: Sinking Fund Headlee Override Millage Proposal

The total number of votes cast for and against the following proposal:

Shall a Headlee Override be adopted so that the current limitation on the amount of taxes which may be levied on taxable property located in the Almont Community Schools District in St. Clair, Lapeer, Macomb and Oakland Counties be increased up to 1 mill from .9827 mills (\$1.00 from approximately \$.9827 dollars per \$1,000 of taxable value) to allow Almont Community Schools to levy the full 1 mill of the sinking fund millage previously approved by voters in 2014 but reduced by the Headlee amendment to the Michigan Constitution. If approved and levied in its entirety, the millage would raise an estimated \$324,314.00 in the first year levied.

was	<u>Five Hundred Twenty Three</u>	votes.	523
and they were given as follows:			
YES received	<u>Two Hundred Thirty Three</u>	votes.	233
NO received	<u>Two Hundred Ninety</u>	votes.	290

End of listing

OFFICIAL COUNTY VOTE TOTALS

General Election
Tuesday, November 6, 2018

Election:	November 2018		
Contest:	Almont Community Schools		
	Operational Non-Homestead Millage		
Options	Yes	No	Municipality Totals
Berlin Township Precinct 1	281	243	524
Option Totals:	281	243	524

OFFICIAL COUNTY VOTE TOTALS

General Election
Tuesday, November 6, 2018

Election:	November 2018		
Contest:	Almont Community Schools		
	Sinking Fund Headlee Override Millage Proposal		
Options	Yes	No	Municipality Totals
Berlin Township Precinct 1	233	290	523
Option Totals:	233	290	523

CERTIFICATE OF DETERMINATION

STATE OF MICHIGAN)
) ss.
COUNTY OF ST. CLAIR)

The St. Clair County Board of Canvassers, having Ascertained and Canvassed the Votes of the General Election held on Tuesday, November 6, 2018, do hereby certify and determined that the preceding STATEMENT OF VOTES reflect the ballots cast and that the votes were awarded to the candidates and/or proposals as stated herein for the following:

LAPEER COUNTY Almont Community Schools

In Witness Whereof, We have hereunto set our hands and affixed the Seal of the County of St. Clair, Michigan, on this 13th day of November in the year Two Thousand Eighteen.

Board of Canvassers: *Yvonne J. Williams*
Yvonne J. Williams, Chairperson

Wladimir E. Boldyreff

Rachael Dickinson
Rachael Dickinson

Keith P. Stieber
Keith P. Stieber

Clerk of Board of Canvassers: *Angie Waters, Deputy*
Jay M. DeBoyer, County Clerk

SEAL



**Canvass of Votes Cast
For SCHOOL DISTRICTS
Outside of St. Clair County
(Macomb County)**

for the General Election
held on November 6, 2018

St. Clair County, Michigan

As determined by the
St. Clair County Board of Canvassers

201 McMorran Boulevard
Port Huron, Michigan 48060
(810) 985-2200

OFFICIAL COUNTY VOTE TOTALS

General Election
Tuesday, November 6, 2018

Election:		November 2018							
Contest:		Anchor Bay Schools Board Member (Elect 2)							
Options	Diane Caldwell	Jon DeRoo	Marybeth Jamieson	Ki Knowlin	Mike Moses	Virginia Shepherd	Stephen J. Zarlinski	Municipality Totals	
Casco Township Precinct 1	86	117	59	8	68	48	37	423	
Ira Township Precinct 1	47	81	46	8	61	39	17	299	
Ira Township Precinct 1 AV	30	48	35	1	24	18	14	170	
Ira Township Precinct 3	49	92	91	14	79	48	32	405	
Ira Township Precinct 3 AV	25	31	31	7	19	24	12	149	
Option Totals:	237	369	262	38	251	177	112	1446	

OFFICIAL COUNTY VOTE TOTALS

General Election
Tuesday, November 6, 2018

Election:		November 2018		
Contest:		Anchor Bay Schools Board Member; Partial Term; 12/31/2022		
Options	Patrick Green	Larry Smith	Municipality Totals	
Casco Township Precinct 1	157	68	225	
Ira Township Precinct 1	64	89	153	
Ira Township Precinct 1 AV	38	43	81	
Ira Township Precinct 3	134	77	211	
Ira Township Precinct 3 AV	34	37	71	
Option Totals:	427	314	741	

OFFICIAL COUNTY VOTE TOTALS

General Election
Tuesday, November 6, 2018

Election:		November 2018			
Contest:		Anchor Bay Schools Board Member; Partial Term; 12/31/2020			
Options	Lisa Birkmeier	Shawn Elliott	David M. Zedan	Municipality Totals	
Casco Township Precinct 1	113	75	38	226	
Ira Township Precinct 1	65	49	36	150	
Ira Township Precinct 1 AV	42	30	9	81	
Ira Township Precinct 3	91	47	71	209	
Ira Township Precinct 3 AV	33	23	16	72	
Option Totals:	344	224	170	738	

OFFICIAL COUNTY VOTE TOTALS

General Election
Tuesday, November 6, 2018

Election:	November 2018		
Contest:	Armada Schools Board Member (Elect 2)		
Options	Jordan Ackerman	Michele Meerschaert	Municipality Totals
Berlin Township Precinct 1	211	176	387
Riley Township Precinct 1	111	103	214
Option Totals:	322	279	601

OFFICIAL COUNTY VOTE TOTALS

General Election
Tuesday, November 6, 2018

Election:	November 2018		
Contest:	Richmond Schools Board Member (Elect 2)		
Options	Angela Pacitto	Kyle Simmons	Municipality Totals
Casco Township Precinct 1	29	35	64
Casco Township Precinct 2	373	422	795
Columbus Township Precinct 1	401	427	828
Columbus Township Precinct 3	159	173	332
Richmond City Precinct 1	0	0	0
Option Totals:	962	1057	2019

OFFICIAL COUNTY VOTE TOTALS

General Election
Tuesday, November 6, 2018

Election:		November 2018	
Contest:		Richmond Schools Board Member; Partial Term; 12/31/2022	
Options	Jessica Sexton	Municipality Totals	
Casco Township Precinct 1	40	40	
Casco Township Precinct 2	450	450	
Columbus Township Precinct 1	497	497	
Columbus Township Precinct 3	198	198	
Richmond City Precinct 1	0	0	
Option Totals:	1185	1185	

OFFICIAL COUNTY VOTE TOTALS

General Election

Tuesday, November 6, 2018

Election:		November 2018		
Contest:		Richmond Schools Board Member; Partial Term; 12/31/2020		
Options	Susan R. Boyd (WI)	Sherri Zube (WI)	Municipality Totals	
Casco Township Precinct 1	2	0	2	
Casco Township Precinct 2	32	21	53	
Columbus Township Precinct 1	7	10	17	
Columbus Township Precinct 3	6	12	18	
Richmond City Precinct 1	0	1	1	
Option Totals:	47	44	91	

OFFICE: School Board Members - Macomb County

			No. of Votes
The total number of votes cast for ANCHOR BAY Schools (6-Year Term, 2 Positions)			
was <u>One Thousand Four Hundred Forty Six</u>			votes. 1446
and they were given for the following named persons:			
NP	Diane Caldwell	received <u>Two Hundred Thirty Seven</u>	votes. 237
NP	Jon DeRoo	received <u>Three Hundred Sixty Nine</u>	votes. 369
NP	Marybeth Jamieson	received <u>Two Hundred Sixty Two</u>	votes. 262
NP	Ki Knowlin	received <u>Thirty Eight</u>	votes. 38
NP	Mike Moses	received <u>Two Hundred Fifty One</u>	votes. 251
NP	Virginia Shepherd	received <u>One Hundred Seventy Seven</u>	votes. 177
NP	Stephen J. Zarlinski	received <u>One Hundred Twelve</u>	votes. 112
The total number of votes cast for ANCHOR BAY Schools (Partial Term Ending 12/31/2022, 1 Position)			
was <u>Seven Hundred Forty One</u>			votes. 741
and they were given for the following named persons:			
NP	Patrick Green	received <u>Four Hundred Twenty Seven</u>	votes. 427
NP	Larry Smith	received <u>Three Hundred Fourteen</u>	votes. 314
The total number of votes cast for ANCHOR BAY Schools (Partial Term Ending 12/31/2020, 1 Position)			
was <u>Seven Hundred Thirty Eight</u>			votes. 738
and they were given for the following named persons:			
NP	Lisa Birkmeier	received <u>Three Hundred Forty Four</u>	votes. 344
NP	Shawn Elliott	received <u>Two Hundred Twenty Four</u>	votes. 224
NP	David M. Zedan	received <u>One Hundred Seventy</u>	votes. 170
The total number of votes cast for ARMADA Area Schools (6-Year Term, 2 Positions)			
was <u>Six Hundred One</u>			votes. 601
and they were given for the following named persons:			
NP	Jordan Ackerman	received <u>Three Hundred Twenty Two</u>	votes. 322
NP	Michele Meerschaert	received <u>Two Hundred Seventy Nine</u>	votes. 279
The total number of votes cast for RICHMOND Community Schools (6-Year Term, 2 Positions)			
was <u>Two Thousand Nineteen</u>			votes. 2019
and they were given for the following named persons:			
NP	Angela Pacitto	received <u>Nine Hundred Sixty Two</u>	votes. 962
NP	Kyle Simmons	received <u>One Thousand Fifty Seven</u>	votes. 1057
The total number of votes cast for RICHMOND Community Schools (Partial Term Ending 12/31/2022, 1 Position)			
was <u>One Thousand One Hundred Eighty Five</u>			votes. 1185
and they were given for the following named persons:			
NP	Jessica Sexton	received <u>One Thousand One Hundred Eighty Five</u>	votes. 1185

OFFICE: School Board Members - Macomb County

			No. of Votes
The total number of votes cast for RICHMOND Community Schools (Partial Term Ending 12/31/2020, 1 Position)			
was	<u>Ninety One</u>		votes. 91
and they were given for the following named persons:			
NP	Susan R. Boyd	received <u>Forty Seven</u>	votes. 47
NP	Sherri Zube	received <u>Forty Four</u>	votes. 44

End of listing

CERTIFICATE OF DETERMINATION

STATE OF MICHIGAN)
) ss.
COUNTY OF ST. CLAIR)


The St. Clair County Board of Canvassers, having Ascertained and Canvassed the Votes of the General Election held on Tuesday, November 6, 2018, do hereby certify and determined that the preceding STATEMENT OF VOTES reflect the ballots cast and that the votes were awarded to the candidates and/or proposals as stated herein for the following:

MACOMB COUNTY


Anchor Bay Schools
Armada Area Schools
Richmond Community Schools

In Witness Whereof, We have hereunto set our hands and affixed the Seal of the County of St. Clair, Michigan, on this 13th day of November in the year Two Thousand Eighteen.


Board of Canvassers:



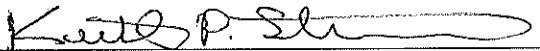
Wonne J. Williams, Chairperson



Wladimir E. Boldyreff



Rachael Dickinson



Keith P. Stieber

Clerk of Board of Canvassers:



Jay M. DeBeyer, County Clerk

SEAL



**Canvass of Votes Cast
For SCHOOL DISTRICTS
Outside of St. Clair County
(Sanilac County)**

for the General Election
held on November 6, 2018

St. Clair County, Michigan

As determined by the
St. Clair County Board of Canvassers

201 McMorran Boulevard
Port Huron, Michigan 48060
(810) 985-2200

OFFICE: School Board Members - Sanilac County

No. of Votes

The total number of votes cast for **BROWN CITY Community Schools (4-Year Term, 4 Positions)**
was Two Hundred Twelve votes. 212

and they were given for the following named persons:

NP	Theresa Kohler	received	<u>Fifty</u>	votes.	50
NP	Jeff Liebler	received	<u>Fifty One</u>	votes.	51
NP	Gary Rutkowski	received	<u>Thirty Three</u>	votes.	33
NP	James D. Seidell	received	<u>Forty Three</u>	votes.	43
NP	Michell Vilas	received	<u>Thirty Five</u>	votes.	35

The total number of votes cast for **CROSWELL-LEXINGTON School District (6-Year Term, 3 Positions)**
was One Thousand Two Hundred Thirty Nine votes. 1239

and they were given for the following named persons:

NP	Kim Kerszykowski	received	<u>Three Hundred Fifty Six</u>	votes.	356
NP	Felipe Macias	received	<u>Two Hundred Twelve</u>	votes.	212
NP	Russell Nowiski	received	<u>Three Hundred Twenty Two</u>	votes.	322
NP	Joe Vitale	received	<u>Three Hundred Forty Nine</u>	votes.	349

End of listing

OFFICIAL COUNTY VOTE TOTALS

General Election
Tuesday, November 6, 2018

Election:	November 2018					
Contest:	Brown City Schools Board Member (Elect 4)					
Options	Theresa Kohler	Jeff Liebler	Gary Rutkowski	James D. Seidell	Michele Vilas	Municipality Totals
Lynn Township Precinct 1	50	51	33	43	35	212
Option Totals:	50	51	33	43	35	212

OFFICIAL COUNTY VOTE TOTALS

General Election
Tuesday, November 6, 2018

Election:		November 2018				
Contest:		Cros - Lex Schools Board Member (Elect 3)				
Options	Kim Kerszykowski	Felipe Macias	Russell Nowiski	Joe Vitale	Municipality Totals	
Burtchville Township Precinct 2	204	110	161	192	667	
Grant Township Precinct 1	140	93	147	146	526	
Greenwood Township Precinct 1	12	9	14	11	46	
Option Totals:	356	212	322	349	1239	

CERTIFICATE OF DETERMINATION

STATE OF MICHIGAN)
) ss.
COUNTY OF ST. CLAIR)

The St. Clair County Board of Canvassers, having Ascertained and Canvassed the Votes of the General Election held on Tuesday, November 6, 2018, do hereby certify and determined that the preceding STATEMENT OF VOTES reflect the ballots cast and that the votes were awarded to the candidates and/or proposals as stated herein for the following:

SANILAC COUNTY

Brown City Community Schools
Croswell-Lexington School District

In Witness Whereof, We have hereunto set our hands and affixed the Seal of the County of St. Clair, Michigan, on this 13th day of November in the year Two Thousand Eighteen.

Board of Canvassers:

Yvonne J. Williams
Yvonne J. Williams, Chairperson

Wladimir E. Boldyreff

Rachael Dickinson
Rachael Dickinson

Keith P. Stieber
Keith P. Stieber

Clerk of Board of Canvassers:

Angie Waters, Deputy
Jay M. DeBoyer, County Clerk

SEAL